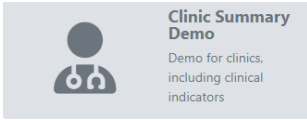
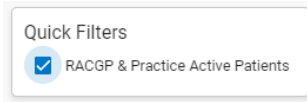
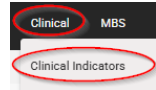
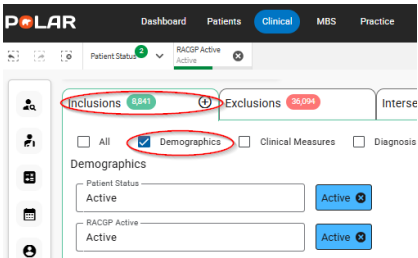
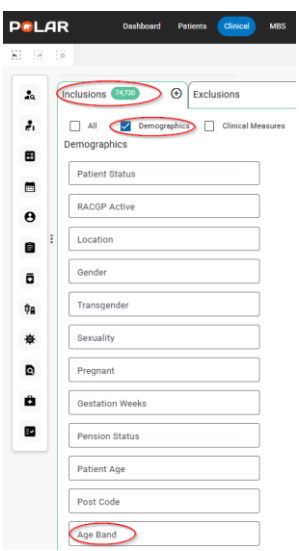
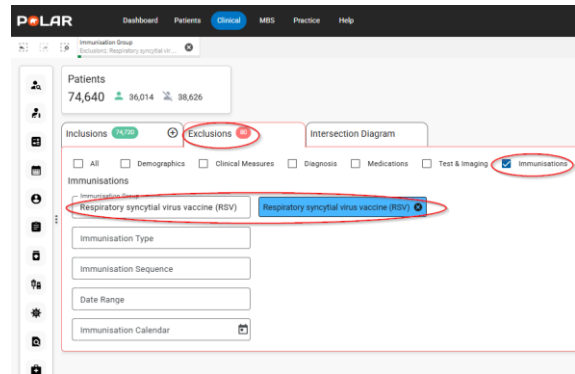


POLAR Walkthrough – Identifying patients over 75 years of age or Aboriginal or Torres Strait Islander patients over 60 years for RSV immunisation.

<p>Step 1 Open POLAR and from Reports Select Clinic Summary Report</p>	<p>Polarexplorer.org.au/login</p> 
<p>Step 2 Select the Quick Filter RACGP & Practice Active patients shortcut on the top left-hand side.</p>	
<p>Step 3 Select Clinical/Clinical Indicators</p>	
<p>Step 4 In Inclusion Tab select Demographics (note it will default to this when you open)</p>	
<p>Step 5 Select Age Band and select all bands over 75 years</p>	

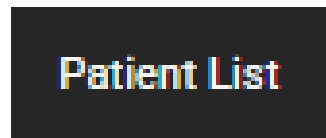
Step 6

Go to the exclusions tab select Immunisations and type RSV under the Immunisation Group then select Respiratory syncytial virus vaccine and confirm the selection.



Step 7

To generate the patient list for eligible patients go to patient, list up the top right-hand side and export to excel.



Step 8

For Indigenous patients go back to the Inclusion tab/demographics/Age Band remove the age band ticks then select the following Age Bands 60-64,65-69,70-74,75-80 and 85+ then go to Indigenous Status and select Aboriginal/Torres Strait Islander and Aboriginal and Torres Strait Islander and confirm the selection
You will have the following filters applied.

