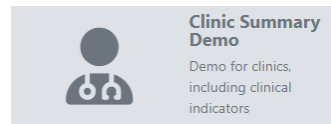


## POLAR Walkthrough – Identify patients at risk of dementia

### Step 1

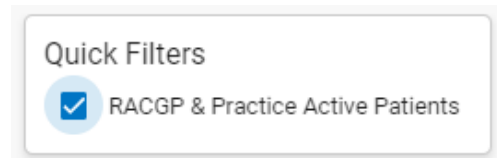
Open POLAR and from Reports Select Clinic Summary Report

[Polarexplorer.org.au/login](https://Polarexplorer.org.au/login)



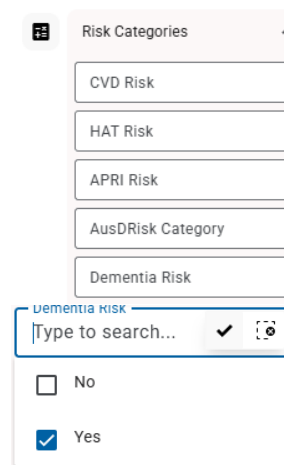
### Step 2

Select the Quick Filter RACGP& Practice Active patients shortcut on the top left hand side.



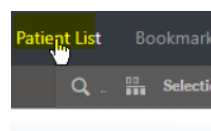
### Step 3

Using the filters on the left hand side select Risk Categories then select Dementia Risk, select yes and confirm your selection.



### Step 4

You can now select the patient list or identify if the patients are eligible for any chronic disease items or health assessments using the tracked MBS report under MBS



### Notes

**Patient Eligibility:** To be included as having a 'Dementia Risk, the patient needs to be:

1. Age >= 40
2. RACGP Active
3. Clinic Active
4. No active Dementia/Alzheimer's diagnosis

**Risk Profile:** Depending on the patient's age and indigenous status, a combination of these factors will trigger the Dementia Prompt:

1. Smoking Status = Smoker
2. Alcohol Consumption = 43+ drinks per week
3. Diabetes Type 1 (Active or Inactive) **OR** Type 2 diagnosis (Active Only)
4. Active Diagnosis = Depression **OR** Atrial fibrillation **OR** Stroke **OR** Hypertension **OR** Insomnia **OR** Traumatic Brain Injury

## WALRUS

Please note there is also a Dementia Risk notification now available in Walrus if you need assistance to set up Walrus in your practice, please contact the team at EMPHN. [digitalhealth@emphn.org.au](mailto:digitalhealth@emphn.org.au)



### Where to get help

**EMPHN general practice improvement & digital enablement:**  
[digitalhealth@emphn.org.au](mailto:digitalhealth@emphn.org.au).

EMPHN wishes to acknowledge West Vic Primary Health Network who developed this Walkthrough.