

MFI and PDSA

Identifying patients eligible for a Menopause and perimenopause health assessment (Item 695)

MODEL FOR IMPROVEMENT (MFI) SECTION – To be completed <i>before</i> completing PDSA section	
Practice Name:	Date:
Who will be the lead for this activity (name):	PIP QI Quarter:
GOAL As a clinic, decide what you are trying to achieve	
Identify and offer eligible patients a Menopause/perimenopause health assessment.	
MEASURE How will you measure the improvement for this activity?	
Track this activity with the number of the patients identified and invited as eligible for the assessment	
Baseline data how many of the assessments have been performed since the commencement of the program 1/7/25. (baseline) Complete a monthly check in and record your progress. How many patients are eligible? (POLAR Walkthrough)	
Record your end of activity (The number of patients having had a completed item 695 at the end of the activity. To measure the success of this improvement activity.	
Measure	Baseline number
Number of identified patients eligible for an assessment.	(POLAR Walkthrough)
Number of assessments completed since 1/7/25 (see resource at the end of this document)	
Number of assessments completed in the activity period. (end of activity data end of this document)	
Ideas What changes can we make that will result in improvement?	
IDEA:	Commence offering patients Menopause/Perimenopause Health Assessments. New item available from 1/7/25
IDEA:	Prepare your team for undertaking the assessments. (Who will be conducting the assessments? Capacity?)
PLAN DO STUDY ACT (PDSA) SECTION – To be completed <i>after</i> completing the MFI section above	
You will have noted your IDEAS for testing when you listed activities in the MFI section above. You will use this template to test an idea. Each idea may need more than one PDSA to fine tune the plan before you consider implementing on a broader scale.	
IDEA Record the change idea you are testing	
Idea: Target eligible patients for a Menopause/Perimenopause Assessment.	
PLAN	

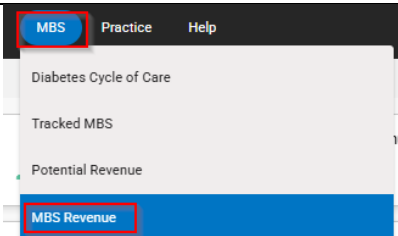
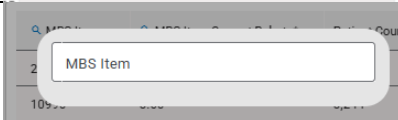
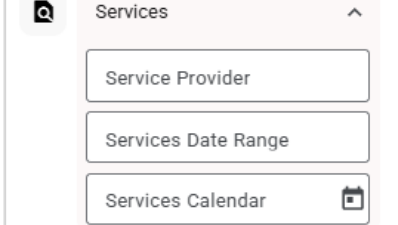
Identifying patients at risk of Hospitalisation

Briefly describe what exactly you will do to test your idea			
1) Organise a staff meeting to discuss ideas and how the practice will be implementing this PDSA 2) Collect baseline data from POLAR 3) Implement ideas 4) Track changes in POLAR (if needed) Predictions: The number of completed assessments will increase.			
List the steps necessary to complete this activity	Person responsible	When (due date)	Was this step completed?
1 Run baseline search to track progress (see steps at the end of this document.			
2 Run POLAR search for eligible patients (see walkthrough on Menopause/Perimenopause Assessment)			
3 Team to review list and prioritise patients to be contacted.			
4 Check eligibility of patients in Proda before contacting patients to ensure the assessment has not been claimed elsewhere.			
5 Agree on method to contact patients. Follow up with patients.			
6 Present overall results with practice team to discuss outcomes.			
8 Continue to Run POLAR searches to monitor progress. see steps at the end of this document.			
DO Was the activity carried out as planned? <input type="checkbox"/> Yes <input type="checkbox"/> No, if not why? Document observations			
STUDY Record, analyse and reflect on results. Did the results match your predictions? Detail any barriers that your clinic encountered and list your key findings during and at the end of your activity			
What was the quantitative change/difference between your baseline data and this activity's results:			End activity number
Number of Assessments completed			

Identifying patients at risk of Hospitalisation

ACT		
Did this activity meet your stated goal? In the table below, select if you will choose to either Adopt, Adapt or Abandon		
Tick one	Description	Details
<input type="checkbox"/> Adopt	Select changes to implement on a larger scale and develop an implementation plan and plan for sustainability.	
<input type="checkbox"/> Adapt	Improve the change and continue testing plan. What will be next PDSA cycle?	
<input type="checkbox"/> Abandon	Discard this change idea and try a different one.	
Communicate the results of your activity with your whole team. Celebrate any achievements, big or small.		

Baseline & end of activity Data search in POLAR

Open Clinic Summary Report	
Go to MBS/MBS Revenue	
Under the MBS Item in the search type in 695 and confirm the selection.	
Using the Services filter on the left-hand side select the calendar and use the services calendar to put in 1/7/25 and the end date will be your commencement date.	
The Number under the patient count is your data for both the start and the end.	