

POLAR Update: New Clinic Summary Report New Walkthroughs

April 2025

phn
EASTERN MELBOURNE

An Australian Government Initiative



Eastern Melbourne PHN is primarily funded
by the Australian Government through the
Department of Health and Aged Care



New Clinic Summary Report



Clinic Summary Demo (BETA)

New version released December 2024



Clinic Summary Demo (LEGACY)

Will be decommissioned April 2025

Updated POLAR Walkthroughs for the new Clinic Summary Report:

Updated POLAR walkthroughs now available!

EMPHN has recently updated the POLAR walkthrough guides to align with the new Clinic Summary Report, supporting general practice teams with routine and advanced data searches.

Scan QR code to view all POLAR guides

List of POLAR walkthroughs now available on EMPHN's website

- Cervical Screening QIM B
- Claimed Services Trend
- Flu Vaccine Predictor
- Incorrect Diabetes Coding
- Installing Walrus
- Lung Cancer Screening
- Mental Health Treatment Plan
- My Medicare Registration only
- Patient Flagging in a Practice
- Patients at urgent risk of Hospitalisation eligible for a GPMP or GPMP review
- Patients Eligible for GPMP or GPMP Review
- Patients Eligible for a Government Funded Flu Vaccine
- Patients eligible for a 45-49 Health Assessment
- Patients eligible for a Flu Vaccination
- Patients eligible for a Health Assessment 75+
- Patients eligible for a Heart Health Check
- Patients eligible for an Indigenous Health Assessment
- Patients over 70 years who have not had a Dexa Scan
- Patients who have a diagnosis of Diabetes Mellitus Unknown Type
- Patients with Diabetes and no HbA1c measure recorded in the last 12 months
- PIP QI Report
- QPIC Report Chronic Kidney Disease
- Shingrix Vaccination

These updated guides provide:

- Clear, practical instructions to support data-driven improvement
- Enhanced usability with up-to-date visuals
- Improved support for clinical and operational reporting

View POLAR walkthroughs on the EMPHN website at:
[www.emphn.org.au/for-health-professionals/digital-enablement/polar-data-tool/polar-walkthroughs/](https://emphn.org.au/for-health-professionals/digital-enablement/polar-data-tool/polar-walkthroughs/)

For further assistance or to arrange POLAR training, please contact: digitalhealth@emphn.org.au

phn
EASTERN MELBOURNE
An Australian Government Initiative



<https://emphn.org.au/for-health-professionals/digital-enablement/polar-data-tool/polar-walkthroughs/>

POLAR walkthroughs

POLAR walkthrough documents are short step-by-step guides designed to help you perform common and not so common patient data searches in POLAR.

Bowel Screening

 [View walkthrough](#)

Cervical Screening QIM 9

 [View walkthrough](#)

Flu Vaccine Predictor

 [View walkthrough](#)

Incorrect Diabetes Coding

 [View walkthrough](#)

Installing Walrus

 [View walkthrough](#)

Mental Health Treatment Plan

 [View walkthrough](#)

My Medicare Registration only

 [View walkthrough](#)

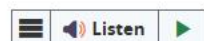
Patient Flagging in a Practice

 [View walkthrough](#)

Patients at urgent risk of Hospitalisation eligible for a GPMP or GPMP review

 [View walkthrough](#)

Heart Health Check Toolkit



Streamline CVD risk assessment and management in general practice with the Heart Health Check Toolkit

[Heart Health Check](#) describes the first MBS items (699 and 177) that incorporate absolute cardiovascular disease (CVD) risk calculation and facilitate assessment on an annual basis.



- Patient Categories
- Patient Demographics
- Risk Categories
- Activity
- Provider
- Diagnosis
- Medications
- Investigations
- Immunisation
- Services

Patients
70,208 34,948 35,260

Quick Filters
☐ RACGP & Practice Active Patients

You are PIP-QI data compliant this quarter
Last successful extraction of your data in 2025 Quarter 2 was: 22/03/2025
2025 Quarter 2 - Cut-off date 15/04/2025

Location Latest Compliance Date
POLAR 22/03/2025



AusDRisk Categories



Risk Categories for HAT (Hospital...



Risk Categories for CVD



Risk Categories for Liver Cirrhosis



New Patients by Month



Returning Patients by Month



Patient Status

Active

RACGP Active

Active

Location

Activity Location Latest Name

Activity Location Regular Na...

Most Seen Clinician

Usual GP

DVA Status

MC and/or DVA number stat...

MyMedicare Registered

Flag Name

Flag Status

Patient Demographics

Risk Categories

Activity

Provider

Diagnosis

Medications

Patients

9,387

Diabetes Cycle of Care

Tracked MBS

Potential Revenue

MBS Revenue

MBS Services

Practice Active Patients

✓

You

Last

2025 Quarter 2 - Cut-off date 15/04/2025

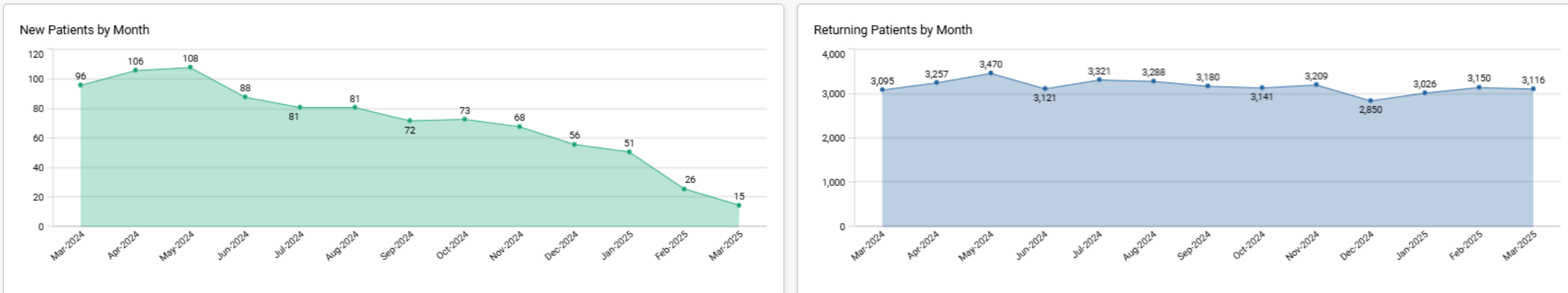
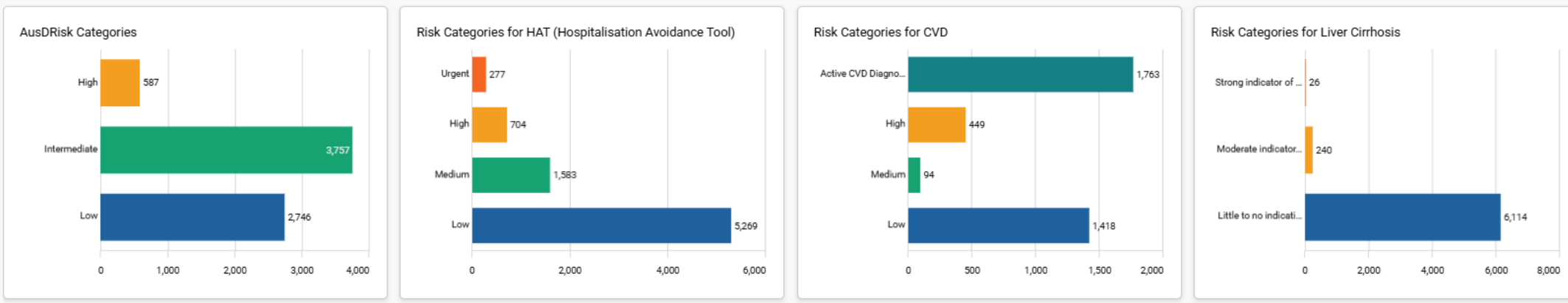
Location

POLAR

Latest Compliance Date

30/03/2025

[No Title]



9,387 9,387 0

Selected TMBS item ———
Heart Health Check

Tracked MBS Review Eligibility

☒ 3 Months ☐ 6 Months ☐ 9 Months

To Action
6,134

Never Had

Expired

Combined

Partially Claimed
0

For Review

For Renew

Fully Claimed

77

Fully Claimed












Potential Anomalies

Overview

Patient Cohort

Future Eligibility

Claimed Services Trend

View	Tracked MBS Item	Active	Active Review	To Action	Expired	Never Had	Partially Claimed	Eligible for Renewal	Eligible for Review	Potential Anomalies	Claimed Calendar Year 2025	Claimed Financial Year 2024/25
	GPMP	1,841	224	2,725	511	2,214	951	430	951	487	373	936
	TCA	1,623	224	2,865	513	2,352	837	386	837	424	342	830
	Heart Health Check	81	Not Applicable	6,134	73	6,061	Not Applicable	Not Applicable	Not Applicable	4	18	55
	Indigenous Health Assessment	8	Not Applicable	52	2	50	Not Applicable	Not Applicable	Not Applicable	1	5	8
	45-49 Health Assessment	59	Not Applicable	363	0	363	Not Applicable	Not Applicable	Not Applicable	17	6	13
	75+ Health Assessment	227	Not Applicable	864	192	672	Not Applicable	Not Applicable	Not Applicable	0	60	180
	Home Medication Review	44	Not Applicable	2,085	41	2,044	Not Applicable	Not Applicable	Not Applicable	6	12	39
	Chronic Disease Nurse Assessment	109	Not Applicable	1,856	390	1,466	89	89	Not Applicable	20	151	372
	Indigenous Nurse Assessment	0	Not Applicable	9	0	9	Not Applicable	Not Applicable	Not Applicable	0	0	0
	GP Mental Health Plan	1,093	50	735	0	737	401	318	401	638	92	261
	Diabetes Cycle of Care	0	Not Applicable	690	69	621	Not Applicable	Not Applicable	Not Applicable	0	0	0

Patients

9,387

9,387

0

Selected TMBS Item

Heart Health Check

Tracked MBS Review Eligibility

☒ 3 Months

☐ 6 Months

☐ 9 Months

To Action

6,134

Never Had

Expired

Combined

Overview

Patient Cohort

Future Eligibility

Claimed Services Trend

Partially Claimed 0							
<div>For Review</div> <div>For Renew</div>							
Fully Claimed 77							
<div>Fully Claimed</div>							
Potential Anomalies 4							
<div>Pot. Anomalies</div>							
%Patient ID ↑	Full Name	Tracked MBS Item	Latest Heart Health Check Date	Latest Heart Health Check Review Date	Potential Anomaly ID	Active Chronic Disease Count	Most Seen Doctor
21	Johanna Curtis	Heart Health Check	Never	Not Applicable	-	7	Indiana Jones
28	Selena Acosta	Heart Health Check	Never	Not Applicable	-	1	Desmond Tutu
29	Dominick Dillon	Heart Health Check	Never	Not Applicable	-	1	Dr Richard Kimble
35	Desiree Zhang	Heart Health Check	Never	Not Applicable	-	2	Valentino Rossi
37	Yair Waller	Heart Health Check	Never	Not Applicable	-	0	Dr Seuss
49	Cayden Webster	Heart Health Check	Never	Not Applicable	-	1	Dr Seuss
73	Van Ballard	Heart Health Check	Never	Not Applicable	-	2	Dr Seuss
74	Esther Fuller	Heart Health Check	Never	Not Applicable	-	0	Indiana Jones
114	Warren Wiggins	Heart Health Check	Never	Not Applicable	-	0	Desmond Tutu
116	Dax Phillips	Heart Health Check	Never	Not Applicable	-	2	Desmond Tutu
126	Elaina Jones	Heart Health Check	Never	Not Applicable	-	0	Indiana Jones
127	Baylee Moses	Heart Health Check	Never	Not Applicable	-	1	Indiana Jones
149	Kelly Long	Heart Health Check	Never	Not Applicable	-	0	Dr Who
164	Tanner Khan	Heart Health Check	Never	Not Applicable	-	3	Dr Dolittle
168	Hana Ochoa	Heart Health Check	Never	Not Applicable	-	0	Dr Richard Kimble
179	Ezra Pennington	Heart Health Check	Never	Not Applicable	-	2	Dr Who
183	Esteban Fletcher	Heart Health Check	Never	Not Applicable	-	1	Morgan Freeman
205	Gracelyn Dudley	Heart Health Check	Never	Not Applicable	-	0	Dr Strange
210	Orion Simmons	Heart Health Check	Never	Not Applicable	-	1	Dr Richard Kimble
211	Micah Doyle	Heart Health Check	Never	Not Applicable	-	3	Indiana Jones



Patient Status

Active

RACGP Active

Active

Patients

9,387  9,387  0

Quick Filters

☒ RACGP & Practice Active Patients

You are PIP-QI data compliant this quarter



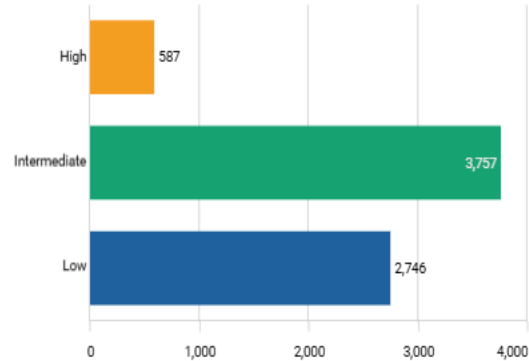
Last successful extraction of your data in 2025 Quarter 2 was: 30/03/2025

2025 Quarter 2 - Cut-off date 15/04/2025

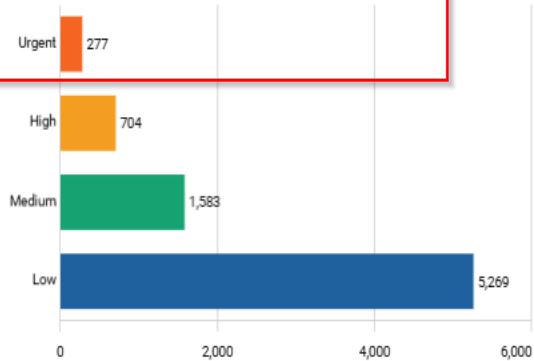
Location Latest Compliance Date

POLAR 30/03/2025

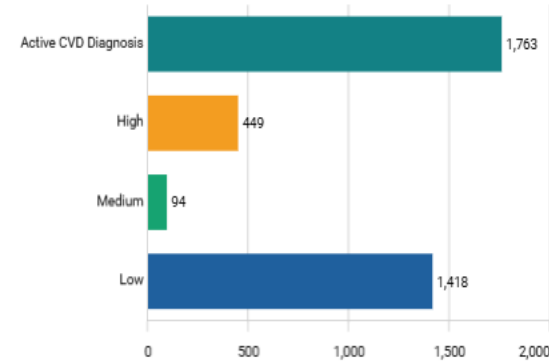
AusDRisk Categories



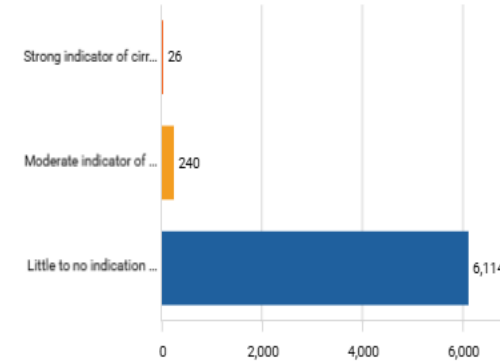
Risk Categories for HAT (Hospitalisation Avoidance Tool)



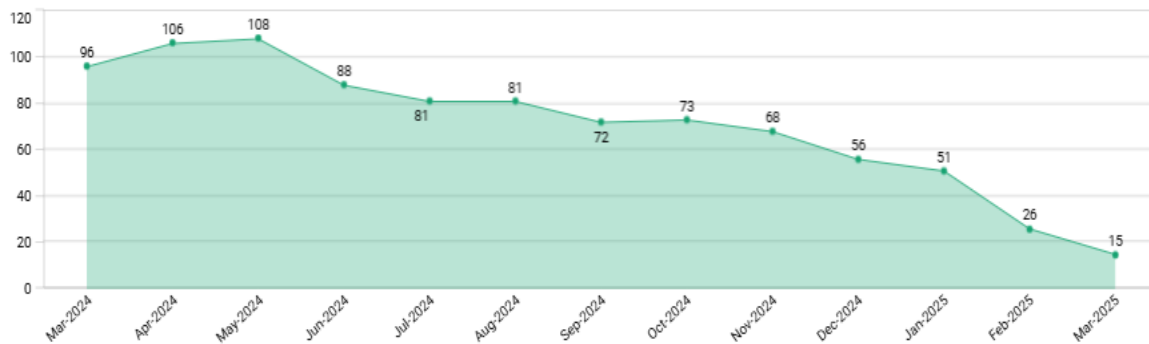
Risk Categories for CVD



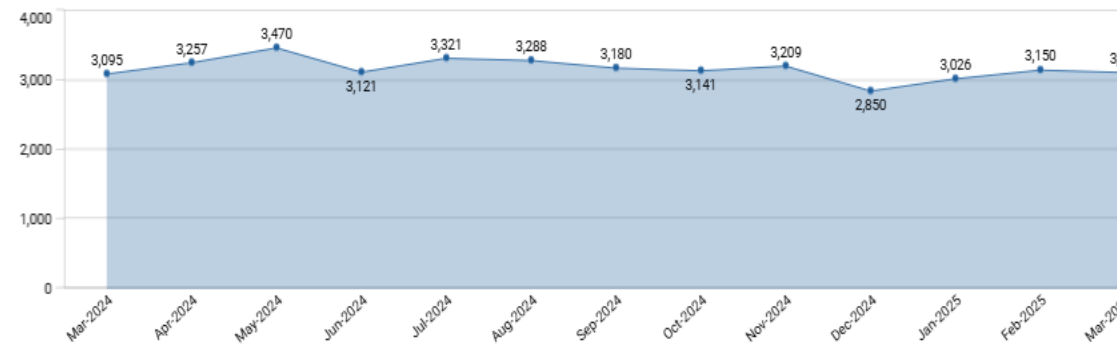
Risk Categories for Liver Cirrhosis



New Patients by Month



Returning Patients by Month



MBS Opportunity Report

Description	Current Month Data (Oct-2024)				Potential Opportunities		
	Number of Claims	MBS Revenue	% of Practice Revenue	Item Avg	Items Eligible	Avg Revenue (Item)	Potential New Income
GP Management Plan (GPMP)	146	\$23,929	5.8%	\$163.90	3,336	\$151.12	\$504,125
Team Care Arrangement (TCA)	128	\$16,620	4.1%	\$129.84	3,498	\$119.75	\$418,886
GPMP or TCA review	91	\$7,422	1.8%	\$81.56	1,300	\$75.47	\$98,107
GP Mental Health Plan	41	\$4,426	1.1%	\$107.96	887	\$104.35	\$92,562
GP Mental Health Plan review	24	\$1,961	0.5%	\$81.70	494	\$81.70	\$40,360
Indigenous Health Assessment	0	\$0	0.0%	\$0.00	60	\$222.35	\$13,341
Indigenous Nurse Assessment	0	\$0	0.0%	\$0.00	6	\$30.50	\$183
Chronic Disease Nurse Assessment	44	\$601	0.1%	\$13.65	2,087	\$15.32	\$31,966
45-49 Health Assessment	0	\$0	0.0%	\$0.00	439	\$168.24	\$73,859
75+ Health Assessment	29	\$6,227	1.5%	\$214.71	956	\$168.24	\$160,841
Home Medication Review	4	\$706	0.2%	\$176.40	2,483	\$133.73	\$332,039
Heart Health Check	11	\$912	0.2%	\$82.90	4,844	\$74.63	\$361,484
Total	518	\$62,803	15.3%	\$121.24	20,390	\$112.12	\$2,127,752

Other MBS Items: \$347,244 (84.7%) Top 3 other MBS Items: Item 23 (\$123,365 = 30%) / Item 36 (\$56,289 = 14%) / Item 75870 (\$50,100 = 12%)

This table provides a financial overview of actual claims based on the Medicare Benefits Schedule rebate amount. Please note that the current month data is from patients with the Patient Status Active filter applied. The Opportunities figures only include Practice and RACGP Active patients.

Note: This data is based on your practice, the MBS items may have already been claimed at another Practice. Please check before claiming.

For support with POLAR contact digitalhealth@emphn.org.au
For quality improvement support contact practicesupport@emphn.org.au

POLAR Demo Clinic

MBS Opportunity Report
01/11/2024

Questions:



Contact: Digitalhealth@emphn.org.au