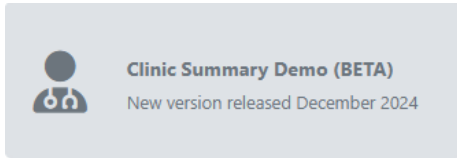


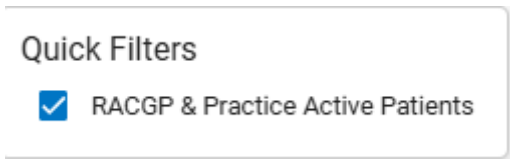
POLAR Walkthrough- Patients eligible for a Health Assessment 75+

Step 1
Open POLAR under Reports select the Clinic Summary Report

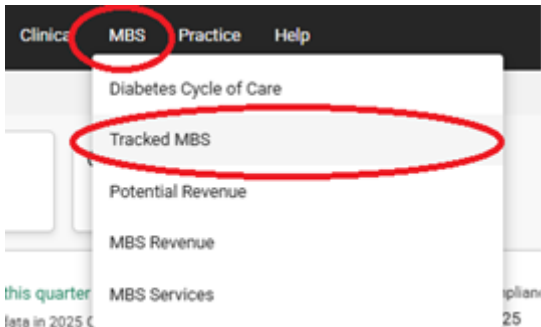
Polarexplorer.org.au/login



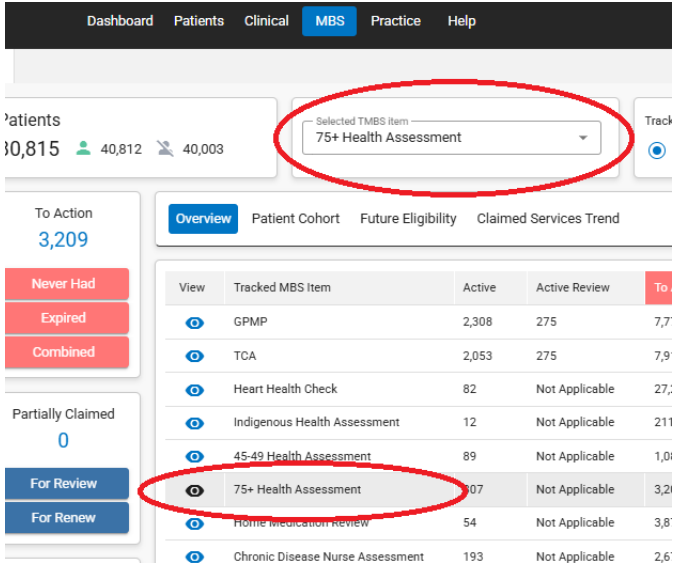
Step 2
-Select the Shortcut RACGP & Practice Active Patients



Step 3
-Select MBS/Tracked MBS



Step 4
Select 75+ Health Assessment from the Selected TMBS Item drop down list OR Select 75+ Health Assessment from by clicking on the eye icon in the table



View	Tracked MBS Item	Active	Active Review	To
	GPMP	2,308	275	7,7
	TCA	2,053	275	7,9
	Heart Health Check	82	Not Applicable	27,;
	Indigenous Health Assessment	12	Not Applicable	211
	45-49 Health Assessment	89	Not Applicable	1,0
	75+ Health Assessment	07	Not Applicable	3,2
	HOME Medication REVIEW	54	Not Applicable	3,8
	Chronic Disease Nurse Assessment	193	Not Applicable	2,6

Step 5

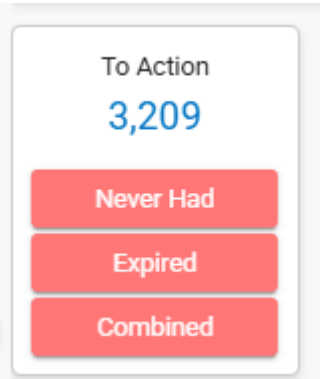
Using the red boxes under the heading To Action, select either:

Never Had- patients that have never had a 75+ Health Assessment billed from your practice.

Expired- patients who have had a 75+ Health Assessment in the past but this has now expired.

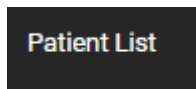
Combined- Both above lists combined.

The table will populate below.



Step 6

-Select Patient List to view patient names



-Select Export Data to export the Patient List to Excel



You can further sort by provider and print if needed



Where to get help

EMPHN general practice improvement & digital enablement:
digitalhealth@emphn.org.au.