



My Health Record

How can I control who accesses My Health Record

How secure is my health information?

The My Health Record system is a secure online portal, designed to provide a summary of your health information to trusted medical professionals.



The My Health Record system has been designed to enable individuals to control who can access their My Health Record, or specific information held within it.



My Health Record is not an open system for individuals or healthcare providers to enquire or search for patient information on a whim.



All My Health Record data is stored in Australia and protected by bank-strength security features.



What are access controls and how do they protect my information?

You have a number of options to restrict access to your My Health Record, including setting a Record Access Code (RAC) which restricts access to your entire My Health Record or a Limited Document Access Code (LDAC) which restricts access to specific individual documents within your My Health Record. Details for setting these are on [page 2](#).

You can set up a RAC online at myhealthrecord.gov.au. Once your record has a RAC you will need to provide this code to those organisations you want to have access to your My Health Record information. This code can be changed online at any time.

You can also select individual documents you wish to restrict access to. Once you generate a LDAC, you will need to provide this code to healthcare providers who you want to have access to your restricted documents.

There are laws and serious penalties in place to protect your personal and health information. Unauthorised collection, use or disclosure of information contained in a My Health Record can carry civil and criminal penalties. Please note that when emergency access is granted, any access controls previously set are overridden. This means that any restricted information can be accessed in an emergency.

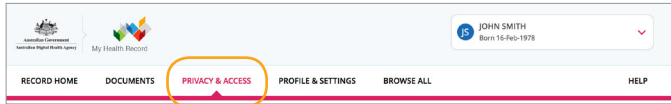
My Health Record



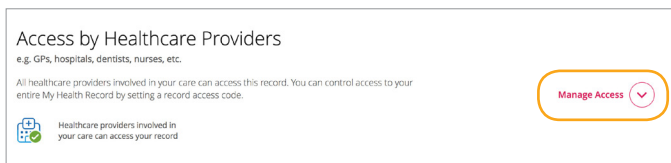
How do I set access controls?

How to set a Record Access Code (RAC)

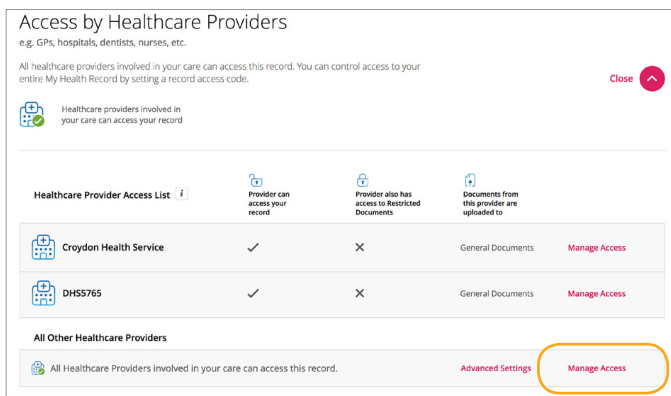
1. Click on Privacy & Access



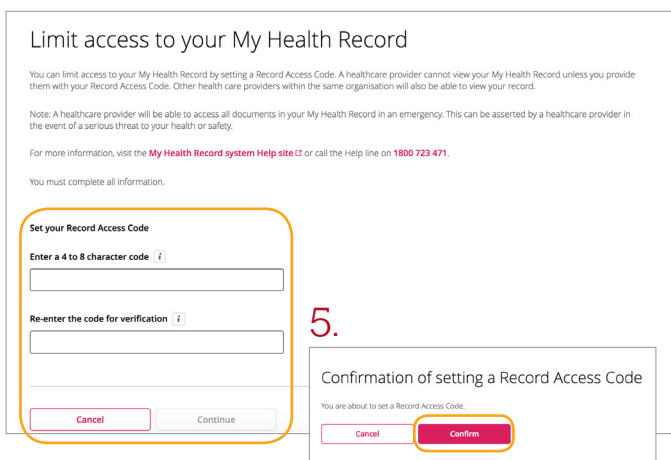
2. In the Access by Healthcare Providers section click on Manage Access



3. A drop-down list appears. Click on Manage Access again



4. Enter a 4-8 character code, continue and confirm

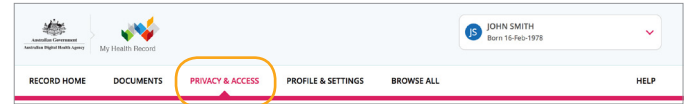


For more information

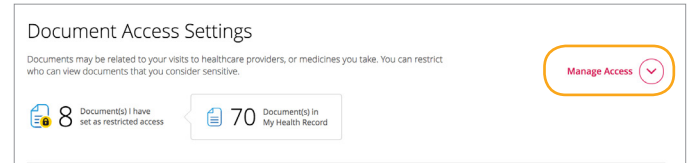
visit myhealthrecord.gov.au
call Help line on [1800 723 471](tel:1800723471)

How to set a Limited Document Access Code (LDAC)

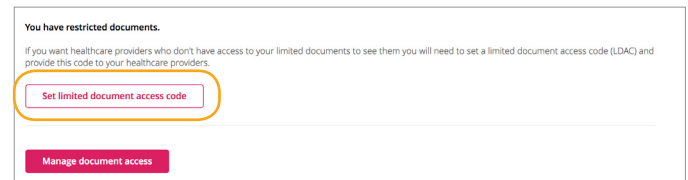
1. Click on Privacy & Access



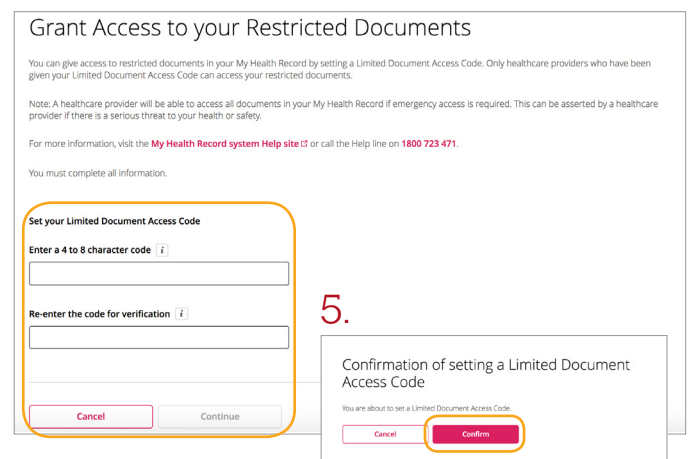
2. In the Document Access Settings section click on Manage Access



3. Click Set limited document access code



4. Enter a 4-8 character code, continue and confirm



6. Next to the document you are seeking to limit access to, click on Manage Access

