

# Walkthrough: Prescriptions

## How to: navigate the Prescriptions page

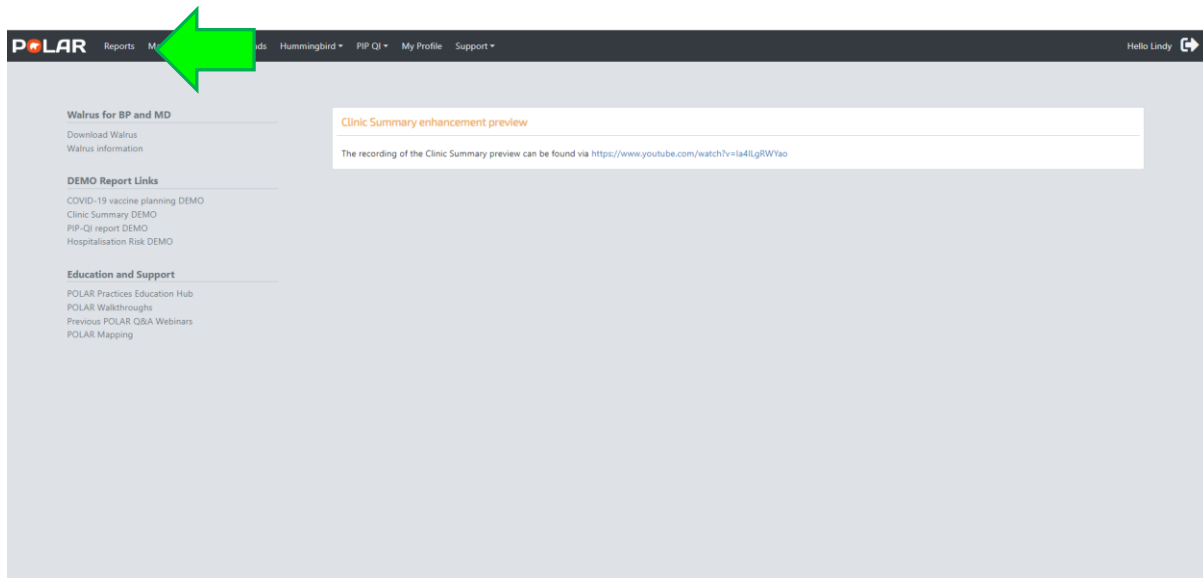
- Practice overview
- Patient Medications
- Patient Prescriptions
- Provider Metrics
- Schedule 8 Medications
- Benzodiazepine & Hypnotic Medications
- Antibiotic Medications
- Anatomical Therapeutic Chemical (ATC) Classification

*All data shown in this guide is example data.*

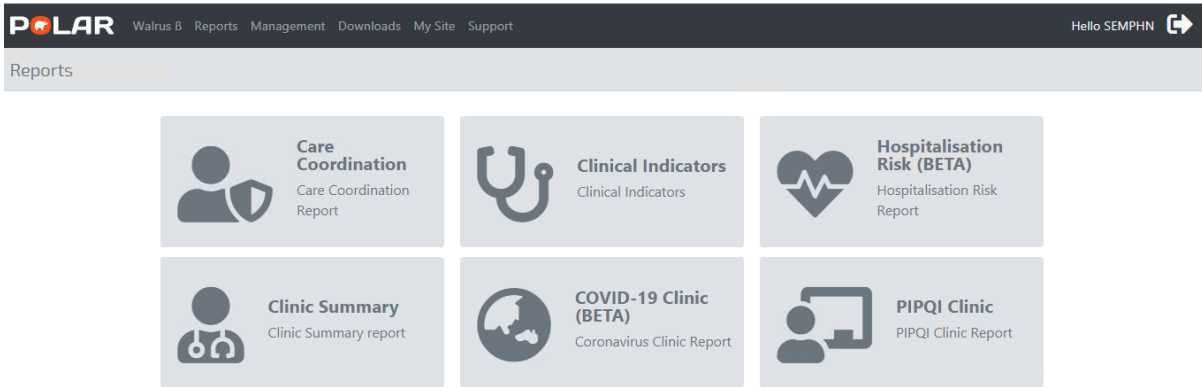
Step 1: Log on to [polarexplorer.org.au](https://polarexplorer.org.au)

Use a compatible web browser: Chrome or Firefox.

Step 2: Click on Reports



### Step 3: Click on Clinic Summary



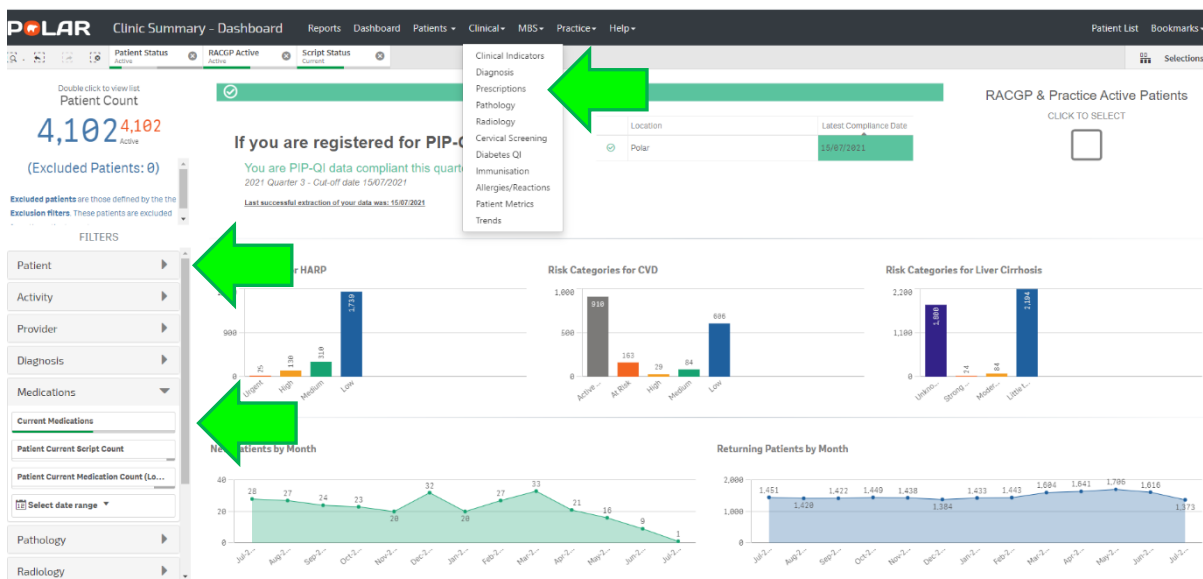
### Step 4: From the left-hand side of the screen, apply **Filters**.

Click on Patient, Patient Status, click on Active, click on green tick.

If applicable, click on RACGP Active, click on Active, click on green tick.

Click on Medications, click on Current Medications, click on green tick.

Click on Clinical drop-down arrow, click on Prescriptions.



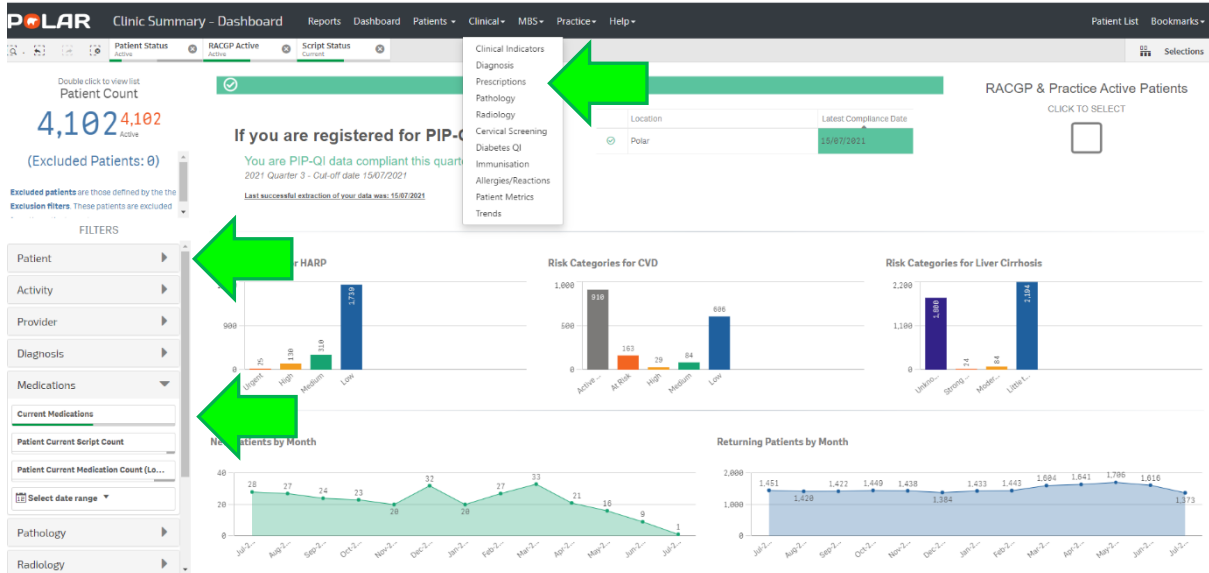
Step 5: From the left-hand side of the screen, apply **Filters**.

Click on Patient, Patient Status, click on Active, click on green tick.

If applicable, click on RACGP Active, click on Active, click on green tick.

Click on Medications, click on Current Medications, click on green tick.

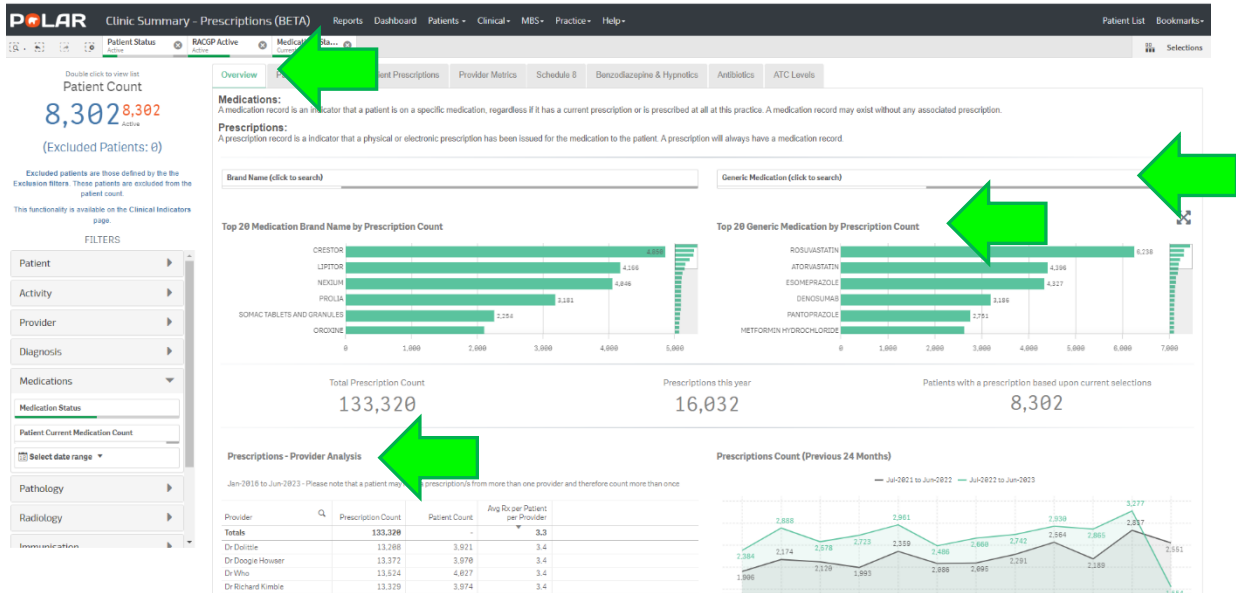
Click on Clinical drop-down arrow, click on Prescriptions.



Step 6:

The **Overview** tab shows:

- Brand Name and Generic Medication search.
- Top 20 Medication by Prescription Count.
- Prescription by Provider.



The **Patient Medication** tab shows:

- Patient name, Brand and Generic Medication, medication information
- All columns can be searched by clicking the magnifying glass.

The screenshot displays the POLAR Patient Medications tab. It features a search bar and a table with the following columns:

- Full Name
- Brand Name
- Generic Medication Name
- Medication Status
- All Time Rx Count
- 3 Month Rx Count
- 6 Month Rx Count
- 9 Month Rx Count
- 12 Month Rx Count
- First Prescribed
- Last Prescribed

Full Name	Brand Name	Generic Medication Name	Medication Status	All Time Rx Count	3 Month Rx Count	6 Month Rx Count	9 Month Rx Count	12 Month Rx Count	First Prescribed	Last Prescribed
Tori Barr	NORSPAN	BUPRENORPHINE	Current	148	6	11	18	19	08/12/2008	05/02/2023
Tori Barr	PROLIA	DENOSUMAB	Current	2	0	1	1	1	25/01/2023	17/07/2023
Jalen Fuller	REANDRON 1800	TESTOSTERONE UNDECANOATE	Current	6	1	1	1	1	04/09/2019	18/06/2023
Jordan Hartman	BREO ELLIPTA	FLUTICASON FURATOIVILANTEROL	Current	3	1	1	2	2	03/04/2022	18/06/2023
Kellen Lynn	ADVANTAN	METHYLPREDNISOLONE ACEPONATE	Current	2	1	1	1	2	13/06/2022	18/06/2023
Tucker Crupe	PROPECIA	FINASTERIDE	Current	1	1	1	1	1	18/06/2023	18/06/2023
Calvin Daniels	BLOOMS THE CHEMIST ESCITALOPRAM	ESCITALOPRAM	Current	11	2	3	3	5	30/03/2019	17/06/2023
Gia McKenzie	ALPRIM	TRIMETHOPRIM	Current	1	1	1	1	1	17/06/2023	17/06/2023
Haider Duddy	ALPHAMOX	AMOXICILLIN	Current	5	1	1	1	1	21/12/2011	17/06/2023
Haider Duddy	SYMBICORT TURBUHALER	BUDESONIDE/Formoterol (Formoterol) FUMARATE DIHYDRATE	Current	4	1	1	1	1	09/07/2018	17/06/2023
Iria Herring	LAMISIL TABLETS	TERBINAFINE	Current	2	2	2	2	2	06/05/2023	17/06/2023
Jaci Garcia	EPIDUO	ADAPALONE/BENZOYL PEROXIDE	Current	2	2	2	2	2	18/06/2023	17/06/2023
Jasson Mills	ACTONEL EC ONCE-A-WEEK	RISEDRONATE SODIUM	Current	8	1	1	2	3	31/01/2020	17/06/2023
Jasson Mills	VYTORIN	EZETIMIBE/SIMVASTATIN	Current	29	1	1	2	3	25/03/2009	17/06/2023
Jazmin David	VALTREX	VALACICLOVIR	Current	1	1	1	1	1	17/06/2023	17/06/2023
Kadin Martin	CROBUVA	ROBUVASTATIN	Current	1	1	1	1	1	17/06/2023	17/06/2023
Kayla Rice	HSUREX	METHENAMINE HSPURATE	Current	1	1	1	1	1	17/06/2023	17/06/2023
Kayla Rice	KELEX	CERULEXIN	Current	13	1	1	1	2	03/08/2017	17/06/2023
Kobe Benjamin	LIREX	SIMVASTATIN	Current	1	1	1	1	1	17/06/2023	17/06/2023
Kobe Benjamin	NEXIUM	ESOMEPRAZOLE	Current	3	3	3	3	3	23/04/2023	17/06/2023
Lilliana Mills	PRESOLOL	LABETALOL HYDROCHLORIDE	Current	2	2	2	2	2	19/05/2023	17/06/2023
Luke Webster	AM-FINTAB 1	FINASTERIDE	Current	3	1	1	1	1	24/12/2021	17/06/2023
Mathias Harding	CAALIS	TACROLIMUS	Current	2	1	1	1	1	02/12/2004	17/06/2023
Maverick Dillon	COVERSYL	PERINDOPRIL ARGININE	Current	3	1	2	3	3	11/10/2022	17/06/2023
Nancy Griffith	BRENTELLIX	VORTIOXETINE	Current	3	3	3	3	3	26/04/2023	17/06/2023
Nancy Griffith	DRIFLAM SORE THROAT GARGLE & MOUTH SOLUTION	BENZYLAMINE HYDROCHLORIDE	Current	1	1	1	1	1	17/06/2023	17/06/2023
Pierce Lynch	REDIPRED	PREDNISOLONE	Current	1	1	1	1	1	17/06/2023	17/06/2023
Rose House	PARIET	RABEPRAZOLE SODIUM	Current	1	1	1	1	1	17/06/2023	17/06/2023
Sarah Kent	FLUQUADRIE	INACTIVATED QUADRIVALENT INFLUENZA VACCINE	Current	1	1	1	1	1	17/06/2023	17/06/2023
Sarah Pierce	POLARAMINE	DEXCHLORPHENAMINE MALEATE	Current	1	1	1	1	1	17/06/2023	17/06/2023
Sarah Pierce	VENTOLIN	SALBUTAMOL	Current	2	1	1	1	1	09/11/2019	17/06/2023

The **Patient Prescriptions** tab shows:

- Patient name, Brand and Generic Medication, prescription information
- All columns can be searched by clicking the magnifying glass.

The screenshot displays the POLAR software interface. At the top, the navigation bar includes 'POLAR Clinic Summary - Prescriptions (BETA)', 'Reports', 'Dashboard', 'Patients', 'Clinical', 'MBS', 'Practice', and 'Help'. Below this, there are tabs for 'Patient Status', 'RACGP Active', and 'Medication\_Stat...'. The main content area is titled 'Patient Prescriptions' and features a table with columns for 'Full Name', 'Brand', 'Generic Medication Name', 'Strength', 'Quantity', 'Repeats', 'Dose', 'Rx Date', 'Rx Count', and 'Provider'. A total count of 133,328 is shown at the top right of the table. On the left, a sidebar contains a 'Patient Count' of 8,302 (with 0 excluded) and various filter categories like Activity, Provider, Diagnosis, Medications, etc. Two green arrows highlight the magnifying glass search icons in the 'Full Name' and 'Generic Medication Name' columns.

Full Name	Brand	Generic Medication Name	Strength	Quantity	Repeats	Dose	Rx Date	Rx Count	Provider
Tori Barr	NORSPAN	BUPRENORPHINE	10mcg/h (10mg)	2	0	apply	04/09/2023	1	Valentino Rossi
Tori Barr	NORSPAN	BUPRENORPHINE	10mcg/h (10mg)	2	0	apply	21/07/2023	1	Dr Richard Kimble
Tori Barr	PROCLA	DENOSUMAB	60mg/1mL	1	1	stat	17/07/2023	1	Dr Doogee Howser
Tori Barr	NORSPAN	BUPRENORPHINE	10mcg/h (10mg)	2	0	apply	06/07/2023	1	Valentino Rossi
Tori Barr	NORSPAN	BUPRENORPHINE	10mcg/h (10mg)	2	0	apply	21/06/2023	1	Indiana Jones
Jalen Fuller	REANDRON 1000	TESTOSTERONE UNDECANOATE	1000mg/4mL	1	1	10	18/06/2023	1	Indiana Jones
Jordan Hartman	BREO ELLIPTA	FLUTICASON FURATEIVILANTEROL	100mcg/25mcg	30	dose	5 1 puff daily	18/06/2023	1	Dr Who
Kolten Lynn	ADVANTAN	METHYLPREDNISOLONE ACEPONATE		2	5	11	18/06/2023	1	Desmond Tutu
Tucker Crane	PROPECIA	FINASTERIDE	1mg	30	2	11	18/06/2023	1	Dr Doolittle
Calvin Daniels	BLOOM'S THE CHEMIST ESCITALOPRAM	ESCITALOPRAM	10mg	30	5	11	17/06/2023	1	Dr Doolittle
Gia McKenzie	ALPRIM	TRIMETHOPRIM	300mg	7	0	1 daily	17/06/2023	1	Dr Strange
Haidee Dudley	ALPHAMOX	AMOXICILLIN	500mg	20	0	1 q.i.d.	17/06/2023	1	Dr Seuss
Haidee Dudley	SYMBCORT TURBUHALER	BUDESONIDE(FORMOTEROL (FORMOTEROL) FUNGICATE ERYTHROBATE	200mcg/6mcg/fluticasone	120	dose	5 1 b.i.d.	17/06/2023	1	Valentino Rossi
Iris Herring	LAMISIL TABLETS	TERBINAFINE	250mg	42	0	one Daily	17/06/2023	1	Indiana Jones
Jace Garcia	EPIDUO	ADAPALENE/BENZYL PEROXIDE	0.1%/.2.5%	1	3	Apply 1	17/06/2023	1	Dr Doogee Howser
Jason Mills	ACTONEL EC ONCE-A-WEEK	RISEDRONATE SODIUM	35mg	4	5	113	17/06/2023	1	Dr Seuss
Jason Mills	VYTORIN	EZETIMIBE/SIMVASTATIN	10mg/20mg	30	5	15	17/06/2023	1	Indiana Jones
Jason David	VILIBREX	MILACICLOVER	1000mg	4	2	16	17/06/2023	1	Dr Richard Kimble
Kadin Martin	CROSLIVA	ROSUVASTATIN	5mg	30	5	14	17/06/2023	1	Dr Richard Kimble
Keyla Rice	HIPREX	METHENAMINE HIPPURATE	1g	100	0	1 nocte	17/06/2023	1	Dr Seuss
Keyla Rice	KEFLEX	CEFALOXIN	500mg	20	0	1 i.i.d.	17/06/2023	1	Indiana Jones
Kobe Benjamin	LIPEX	SIMVASTATIN	20mg	30	2	11	17/06/2023	1	Indiana Jones
Kobe Benjamin	MEKUM	ESOMEPRAZOLE	20mg	30	2	11	17/06/2023	1	Valentino Rossi
Lilliana Miles	PRESCOL	LABETALOL HYDROCHLORIDE	200mg	100	2	17	17/06/2023	1	Dr Strange
Luke Webster	ASM-FINTAB 1	FINASTERIDE	1mg	110	1	1 daily	17/06/2023	1	Dr Strange
Mathias Harding	CIALIS	TADALAFIL	20mg	8	0	1	17/06/2023	1	Morgan Freeman
Maverick Dillon	COVERSYL	PERINDOPRIL ARGININE	5mg	30	5	1 daily	17/06/2023	1	Valentino Rossi
Nancy Griffith	BRIWTELIX	VORTIOXETINE	10mg	28	0	1 daily	17/06/2023	1	Morgan Freeman
Nancy Griffith	DIFLAM SORE THROAT GARGLE & MOUTH SOLUTION	BENZYLAMINE HYDROCHLORIDE		0.0015	500mL		17/06/2023	1	Dr Richard Kimble
Pierce Lynch	REDIPRED	PREDNISOLONE	5mg/mL	1	5	Emi 1	17/06/2023	1	Dr Doolittle
Rosa House	PARLET	RABEPRAZOLE SODIUM	20mg	30	5	11	17/06/2023	1	Morgan Freeman
Barish Kent	FLUCADOR	INACTIVATED QUADRIVALENT INFLUENZA		1	0	0	10/06/2023	1	Desmond Tutu

The **Provider Metrics** tab shows:

- Metric type with age groupings.  
Click on Metric type, click green tick, to get a breakdown of Clinic Providers prescribing for each metric.

**POLAR** Clinic Summary - Prescriptions (BETA) Reports Dashboard Patients Clinical MBS Practice Help

Patient Status: Active | Medication, M... | Selections

Double click to view list  
**Patient Count**  
 10,395 <sup>10,395</sup><sub>Active</sub>  
 (Excluded Patients: 0)

Excluded patients are those defined by the Exclusion filters. These patients are excluded from the patient count.  
 This functionality is available on the Clinical Indicators page.

**FILTERS**

- Patient
- Activity
- Provider
- Diagnosis
- Medications
- Pathology
- Radiology
- Immunisation
- Service
- Cervical Screening

Overview Patient Medications Patient Prescriptions **Provider Metrics** Schedule Hypnotics Antibiotics ATC Levels

Prescription Year

**Prescription Metrics - Clinic Overview**

Metric:   Average

Metric	Rx Count	Pt Count	Average Rx per Pt	PHN Average Rx per Pt
Antidepressants prescribed for patients >15 years old	79	74	1.1	-
Antihypertension medications prescribed for patients with a Hypertension diagnosis	68,723	68,416	1.2	-
Antipsychotics prescribed for patients >15 years old	12	11	1.1	-
Antipsychotics prescribed for patients >15 years old	11,241	9,977	1.1	-
COVID Antivirals prescribed (Lagevrio & Paxlovid)	362	361	1.0	-

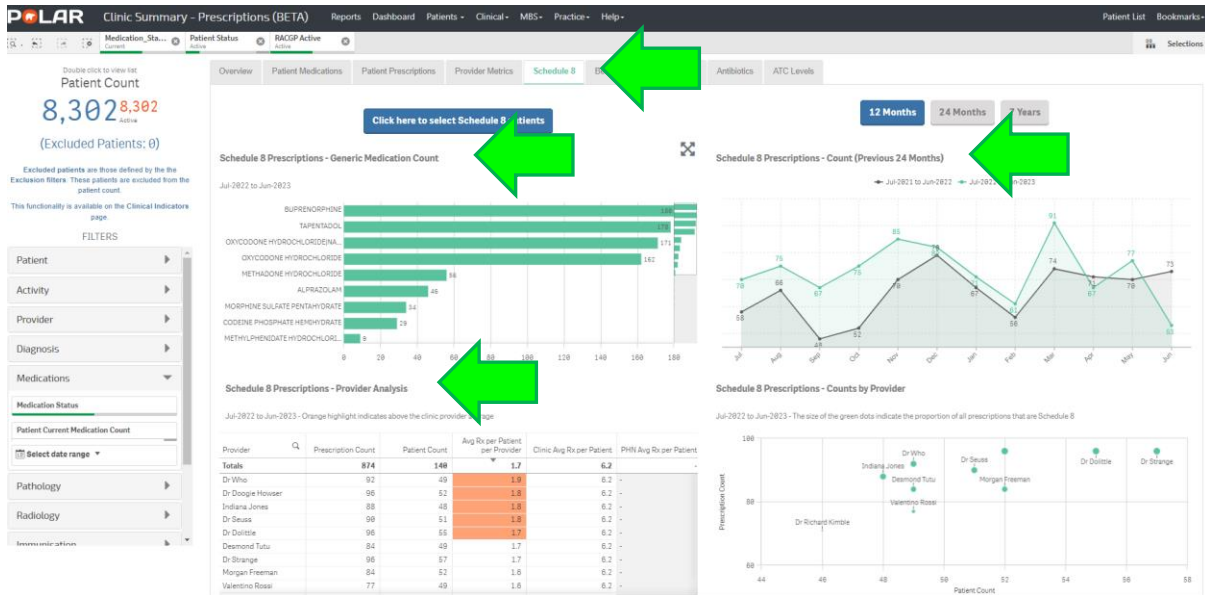
**Prescription Metrics - Provider Comparison - Antidepressants prescribed for patients >15 years old**

Orange highlight indicates above Clinic Provider average

Provider	Q1	Rx Count	Patient Count	Average Rx per Patient per Provider	Clinic Average Rx per Patient	PHN Average Rx per Patient
Indiana Jones		2,778	2,464	1.1	1.1	-
Dr Daulton		2,869	2,385	1.2	1.1	-
Dr Seuss		2,882	2,398	1.2	1.1	-
Dr Who		2,783	2,492	1.1	1.1	-
Dr Strang		2,722	2,439	1.1	1.1	-
Valerius Bess		2,687	2,398	1.1	1.1	-
Dr Doogie Howser		2,718	2,442	1.1	1.1	-
Morgan Freeman		2,631	2,372	1.1	1.1	-
Dr Richard Kimble		2,587	2,328	1.1	1.1	-
Diamond Tutu		2,849	2,481	1.1	1.1	-

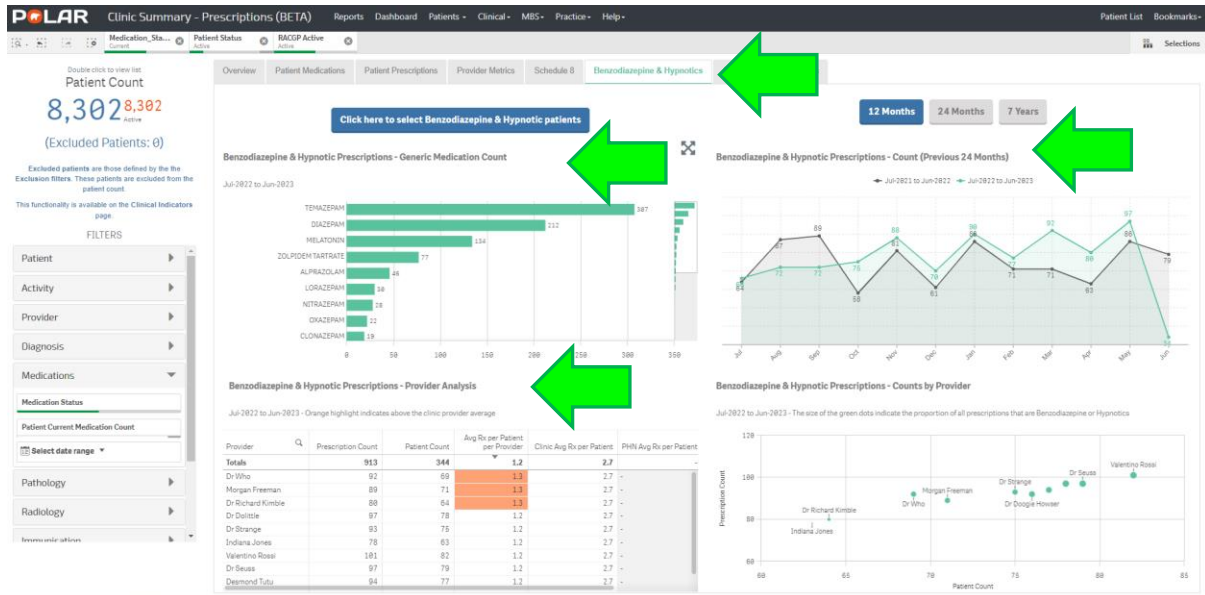
The **Schedule 8** tab shows:

- “Click here to select Schedule 8 patients” that have ever been prescribed a Schedule 8 medication
- Schedule 8 prescriptions – Generic Medication count for last 12 months
- Schedule 8 Prescriptions graph– Count previous 12 and 24 months
- Schedule 8 prescriptions – Provider Analysis over the last 12 months.



The **Benzodiazepine & Hypnotics** tab shows:

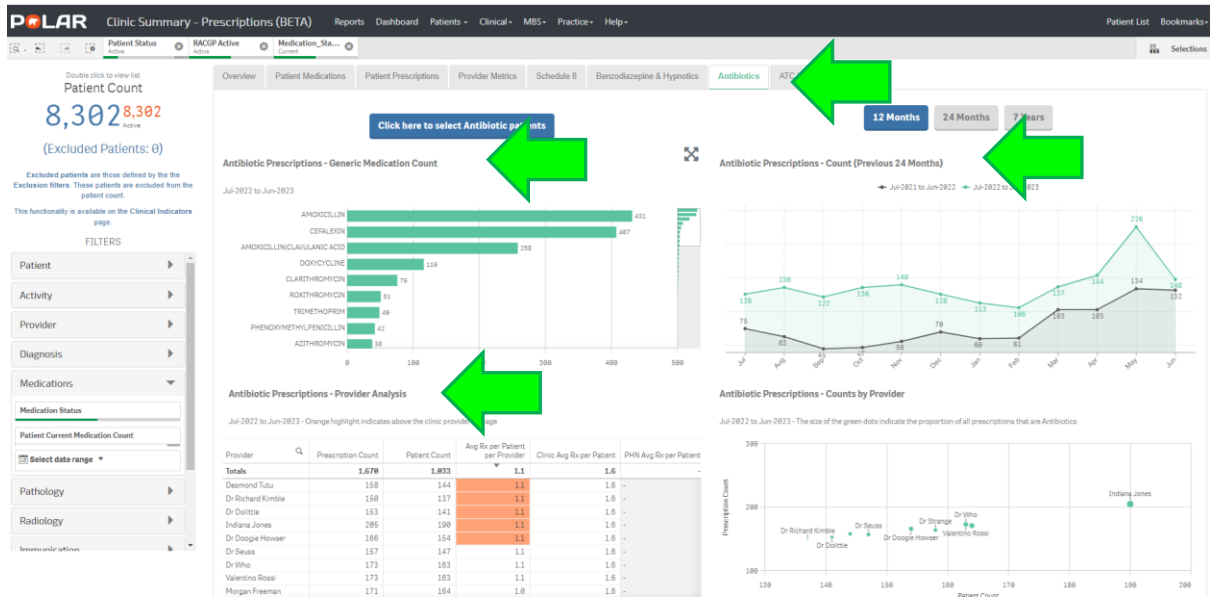
- “Click here to select Benzodiazepine & Hypnotic patients” that have ever been prescribed Benzodiazepine & Hypnotics
- Benzodiazepine & Hypnotics Prescriptions – Medication count for last 12 months
- Benzodiazepine & Hypnotics Prescriptions – Count previous 12 and 24 months
- Benzodiazepine & Hypnotics prescriptions – Provider Analysis.





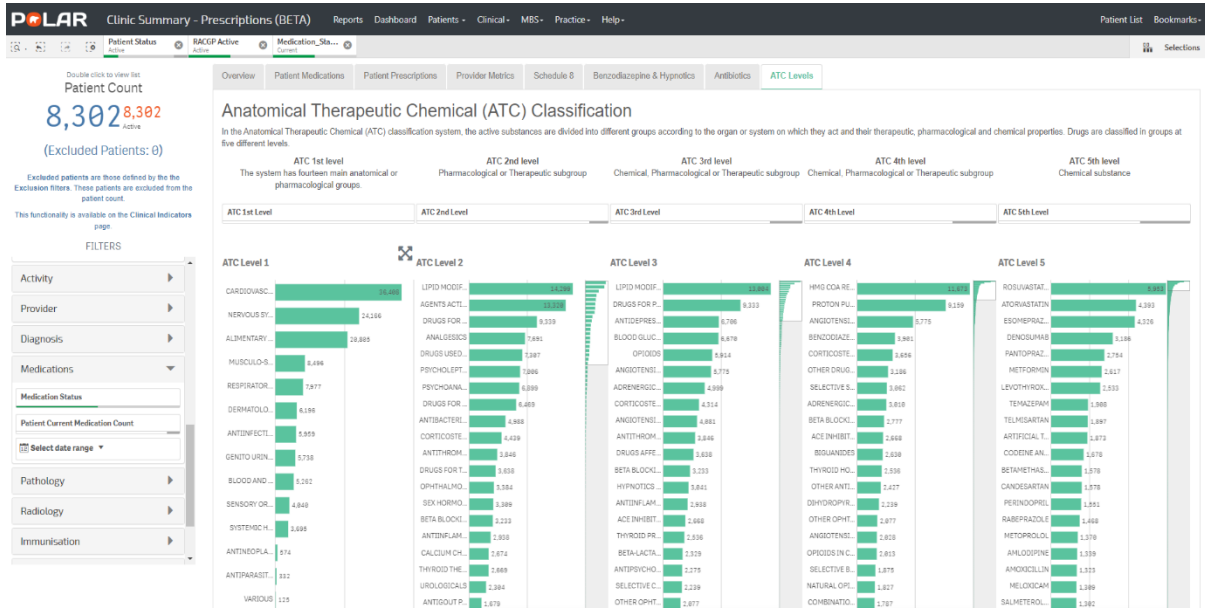
The **Antibiotics** tab shows:

- “Click here to select Antibiotic patients” that have ever been prescribed Antibiotics
- Antibiotic Prescriptions – Medication count for last 12 months
- Antibiotic Prescriptions – Count previous 12 and 24 months
- Schedule 8 prescriptions – Provider Analysis.



The ATC tab shows:

- A break down of the Anatomical Therapeutic Chemical classification. In the Anatomical Therapeutic Chemical classification system, the active substances are divided into different groups according to the organ or system on which they act and their therapeutic, pharmacological and chemical properties. Drugs are classified in groups at five different levels.



Each level can be searched. For example, under the ATC Level 1 group, click on the high level Cardiovascular System prescription count and the other levels show the breakdown of the classifications across the four groups.

