



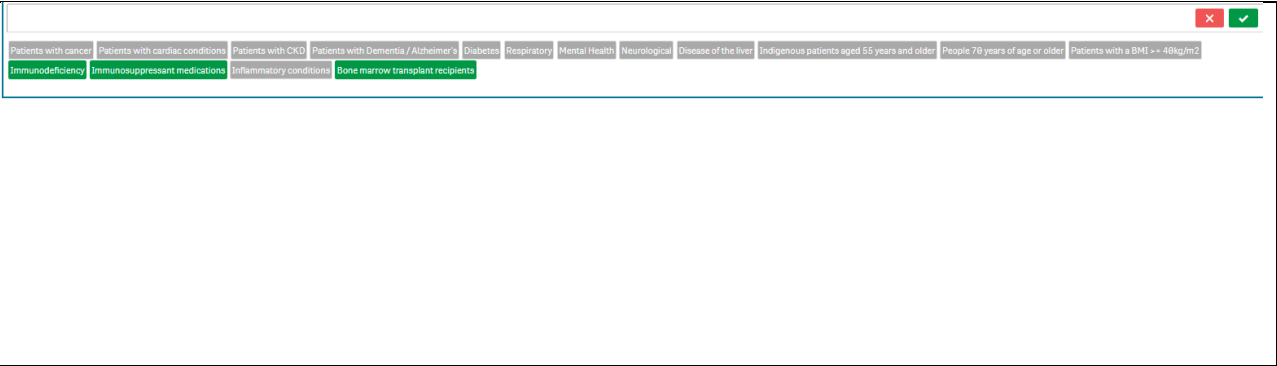


<p>Clinic Summary Walkthrough This walkthrough will demonstrate how to use POLAR to find immunocompromised patients who are eligible for a COVID 19 Vaccination Booster.</p>	
<p>Step 1 Open POLAR and select Reports and COVID 19 Vaccine Planning Report</p>	
<p>Step 2 Select Clinic Active and if appropriate RACGP Active</p>	
<p>Step 3 Select Vaccination Status Full</p>	
<p>Step 4 Then select Patient Phase Details Tab</p>	

<p>Step 5</p> <p>Under the Select Phase 1b Sub Group down the bottom of the page select:</p> <ul style="list-style-type: none"> • Immunodeficiency • Immunosuppressant medications • Bone marrow transplant recipients <p>Confirm the selection</p>	
<p>Step 6</p> <p>To print the patient list go to the Patient List in the dark ribbon up the top right hand side and export to excel for sorting</p>	