

Eastern Melbourne PHN

Localising:

- Community nursing services
 - Community nursing (general adult)
 - Specialist nursing (adult)
- Pharmacology (De-prescribing)
- Sexual health suite: *abnormal vaginal discharge, bacterial vaginosis, candidiasis, chlamydia in adults, epididymo-orchitis, genital dermatology, genital herpes – HSV, genital ulcers, gonorrhoea, HIV*
- Oral Health: *toothache, dental abscess, antithrombotic drugs and dentistry, trauma to teeth and jaw, infections of the oral cavity temporomandibular joint syndrome*

Full review:

- Cardiology Suite (36 total, 8 new)
- Orthopaedics Suite (various)
- ACP Pathways

North Western Melbourne PHN

Localising:

- Oesophago-gastric Cancer
- Breast Cancer
- LGBTI health (Transgender health and gender diversity)
- Maternity suite: *pre-pregnancy, pregnancy, genetic anomalies*
- Neurology: *herpes zoster ophthalmicus, shingles*

Full review:

- Low Back Pain
- Urinary incontinence in Women

Recently Published Pathways

- Statewide Paediatric Pathways – Respiratory and Gastroenterology suites
- Long QT Syndrome
- Codeine Rescheduling

Pathways due in February/March

- Endocrinology (Thyroid) pathways
- Neurofibromatosis

Upcoming Pathways (current quarter)

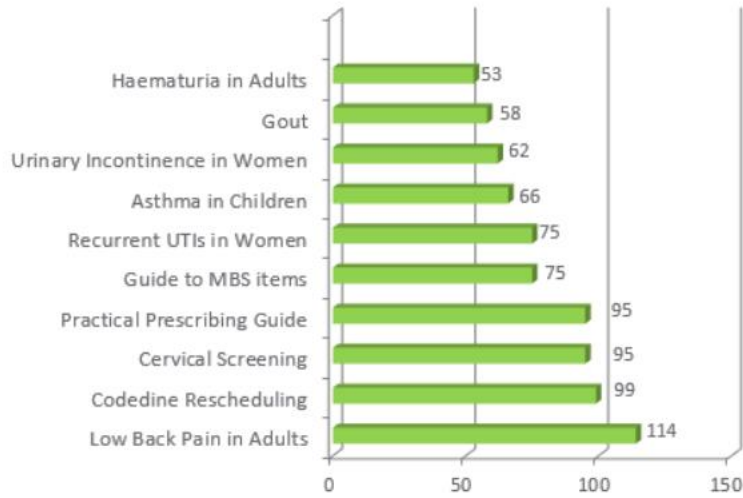
- Prenatal pathways
- Herpes Zoster Suite
- Cellulitis
- Pyelonephritis
- Aboriginal and Torres Strait Islander Health Review
- Oncology suite

Upcoming HealthPathways Melbourne Events

- HealthPathways Lower Back Pain GP event – May 2018 (date and time TBA)

Pathways & Engagement Statistics 1 - 31 January 2018

Top 10 Viewed Localised Pathways*



Top 10 Search Terms

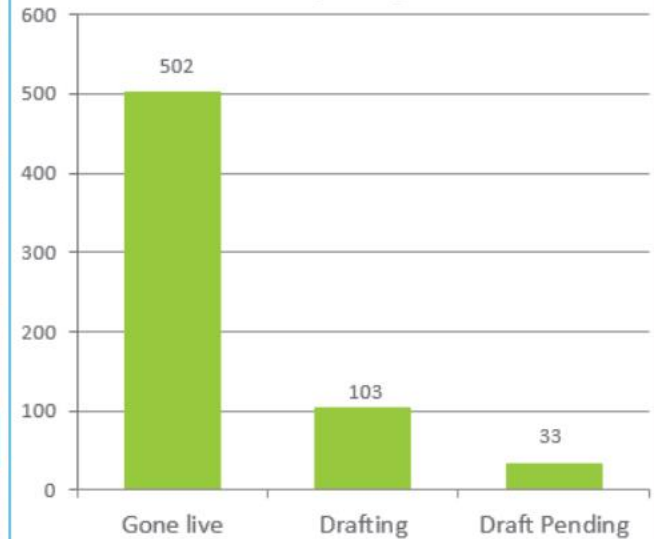
✓ Localised ✎ Drafting P Planned

Gout	✓
Diabetes	✓
Osteoporosis	✓
Back Pain	✓
Cervical Screening	✓
Hypertension	✓
Atrial Fibrillation (AF)	✓
Cellulitis	P
Haematuria	✓
Hyperthyroidism	P

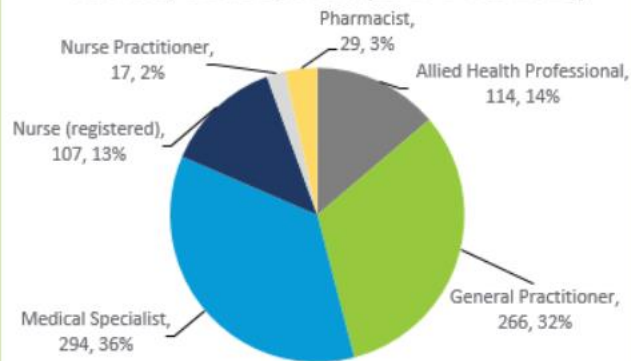
New and Returning Users

January	1024
December	986
November	1074

Pathway Progress*

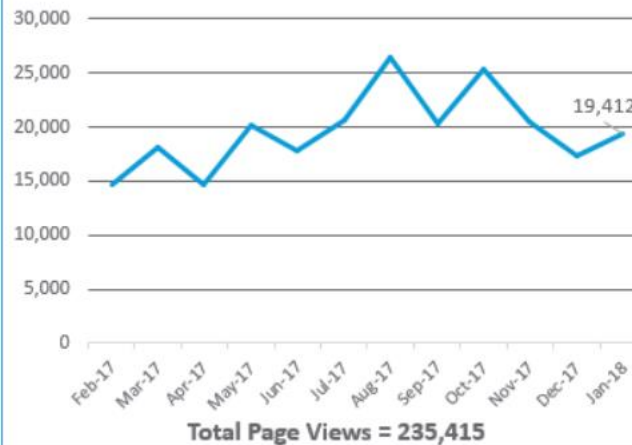


Number of Health Professionals Involved in Pathway Development (as of 9 Feb 2018)



Total = 827

Monthly Page Views



Number of GPs directly exposed to HPM



*indicates data as at 5 February 2018