

Clinic Summary Walkthrough

This walkthrough will demonstrate how to use POLAR to find patients who have a past history recorded of diabetes unknown type.

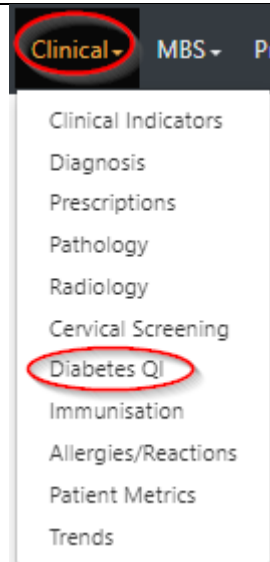
Step 1

Open POLAR and select Reports and Clinic Summary Report



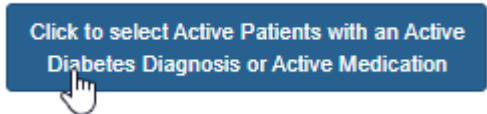
Step 2

Select Clinical then Diabetes QI



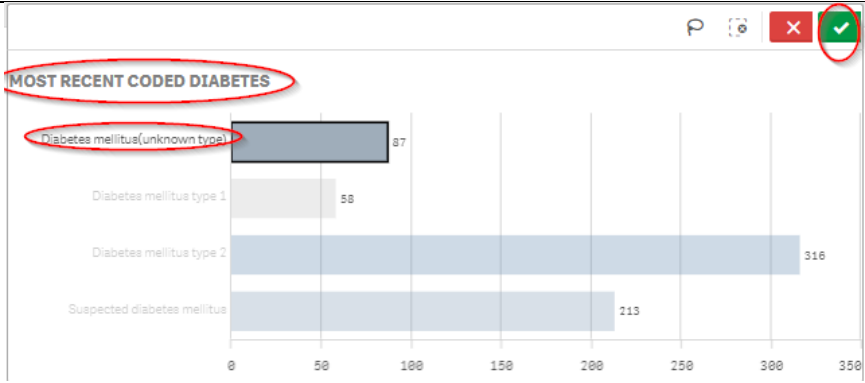
Step 3
 Select the Blue button on the left hand side
 Click to select Active Patients with an Active Diabetes Diagnosis or Active Medication

You may want to select the patient filter RACGP Active if you only want to see patients that have been 3 or more times in 2 years to do this select the patient filter on the left hand side and select RACGP Active and confirm the selection



Step 4
 Using the Most Recent Coded Diabetes table select the Diabetes mellitus (unknown type)

Note: you may not have any if your GPs are coding Diabetes correctly.



Step 5
 Select patient list then export to excel for sorting
 These patients need to have their past history edited to the correct snomed code of diabetes mellitus type 1 or diabetes mellitus type 2.

