
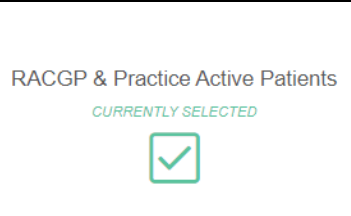

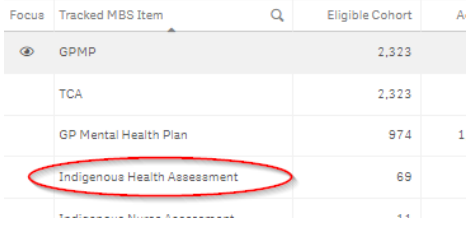




<p><b>Clinic Summary Walkthrough</b></p> <p>This walkthrough will demonstrate how to use POLAR to find patients who are eligible for an Aboriginal and Torres Strait Islander Health Assessment.</p>	
<p><b>Step 1</b></p> <p>Open POLAR and select Reports and Clinic Summary Report</p>	
<p><b>Step 2</b></p> <p>Use the shortcut on the right hand side RACGP and Practice Active Patients by ticking the box</p>	
<p><b>Step 3</b></p> <p>Select MBS Tracked MBS</p>	

<p><b>Step 4</b>        Change the focus by selecting Indigenous health assessment</p>	 <table border="1"> <thead> <tr> <th>Focus</th> <th>Tracked MBS Item</th> <th>Eligible Cohort</th> <th>A</th> </tr> </thead> <tbody> <tr> <td><input checked="" type="checkbox"/></td> <td>GPMP</td> <td>2,323</td> <td></td> </tr> <tr> <td><input type="checkbox"/></td> <td>TCA</td> <td>2,323</td> <td></td> </tr> <tr> <td><input type="checkbox"/></td> <td>GP Mental Health Plan</td> <td>974</td> <td>1</td> </tr> <tr> <td><input checked="" type="checkbox"/></td> <td>Indigenous Health Assessment</td> <td>69</td> <td></td> </tr> <tr> <td><input type="checkbox"/></td> <td>Healthcare Needs Assessment</td> <td>44</td> <td></td> </tr> </tbody> </table>	Focus	Tracked MBS Item	Eligible Cohort	A	<input checked="" type="checkbox"/>	GPMP	2,323		<input type="checkbox"/>	TCA	2,323		<input type="checkbox"/>	GP Mental Health Plan	974	1	<input checked="" type="checkbox"/>	Indigenous Health Assessment	69		<input type="checkbox"/>	Healthcare Needs Assessment	44	
Focus	Tracked MBS Item	Eligible Cohort	A																						
<input checked="" type="checkbox"/>	GPMP	2,323																							
<input type="checkbox"/>	TCA	2,323																							
<input type="checkbox"/>	GP Mental Health Plan	974	1																						
<input checked="" type="checkbox"/>	Indigenous Health Assessment	69																							
<input type="checkbox"/>	Healthcare Needs Assessment	44																							
<p><b>Step 5</b>        In the middle section To action select the Combined button</p>	 <p><b>To action</b>      for Indigenous Health Assessment</p> <p><b>66</b> ⓘ</p> <p>Select Never Had    Select Expired    <b>Select Combined</b></p>																								
<p><b>Step 6</b>        The table below will show a list of patient with the dates of the last Health Assessment.</p>	 <table border="1"> <thead> <tr> <th>Latest Indigenous Health Assessment Date</th> <th>Pt</th> </tr> </thead> <tbody> <tr><td>Never</td><td></td></tr> <tr><td>Never</td><td></td></tr> <tr><td>03/09/2019</td><td></td></tr> <tr><td>Never</td><td></td></tr> <tr><td>Never</td><td></td></tr> <tr><td>Never</td><td></td></tr> <tr><td>Never</td><td></td></tr> <tr><td>Never</td><td></td></tr> <tr><td>Never</td><td></td></tr> </tbody> </table>	Latest Indigenous Health Assessment Date	Pt	Never		Never		03/09/2019		Never		Never		Never		Never		Never		Never					
Latest Indigenous Health Assessment Date	Pt																								
Never																									
Never																									
03/09/2019																									
Never																									
Never																									
Never																									
Never																									
Never																									
Never																									
<p><b>Step 7</b>        To print the patient list go to the Patient List in the dark ribbon up the top right hand side and export to excel for sorting</p>	