




An Australian Government Initiative



# Demo Medical Practice Practice Report Data Quality

Practice Report prepared by Eastern Melbourne PHN from a data extraction from POLAR dated Sep 2018  
EMPHN Facilitator -



# Patient Demographics

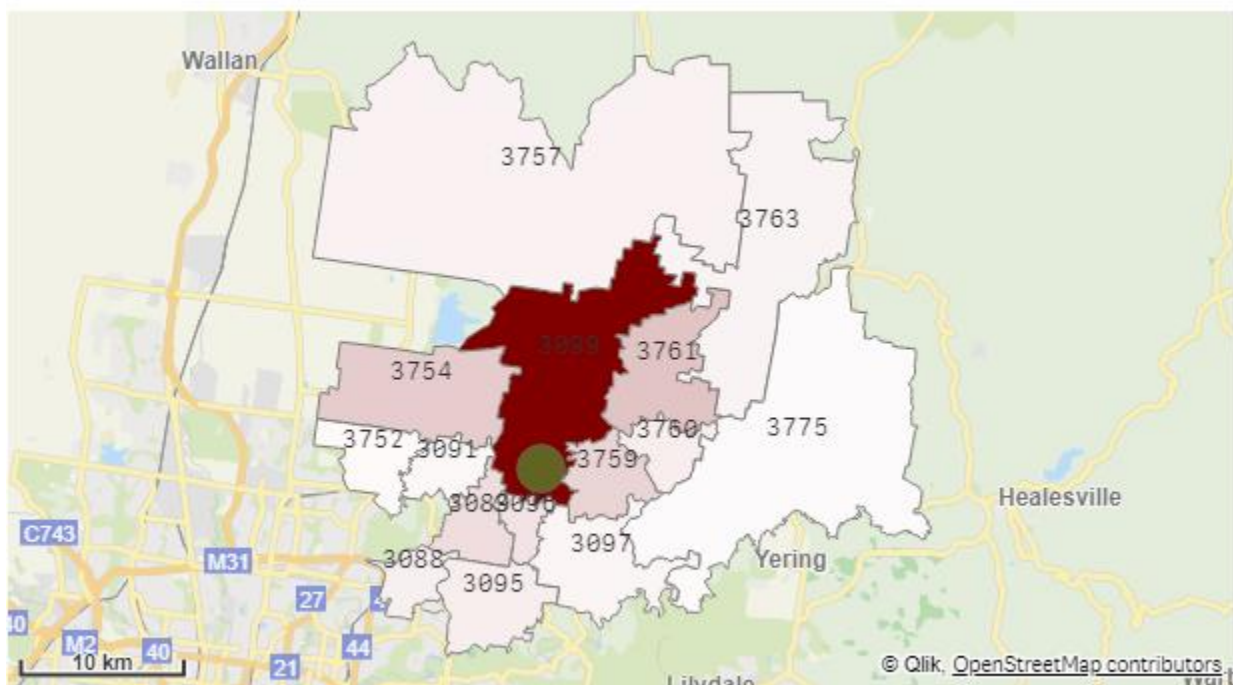
## Active patient numbers

Measure	Sep 2018
Total Active Patient Population	9,687
RACGP Active Population	3,007

Practice Actions:	Who	Timeframe
archiving patients, practice policy re deactivating patients , transient patients Age specific comment – x % pop over X years		
<i>Is there a current policy on deactivating patients who have not been seen for a number of years?</i>		

### Top 15 Postcodes by Patient Count \*

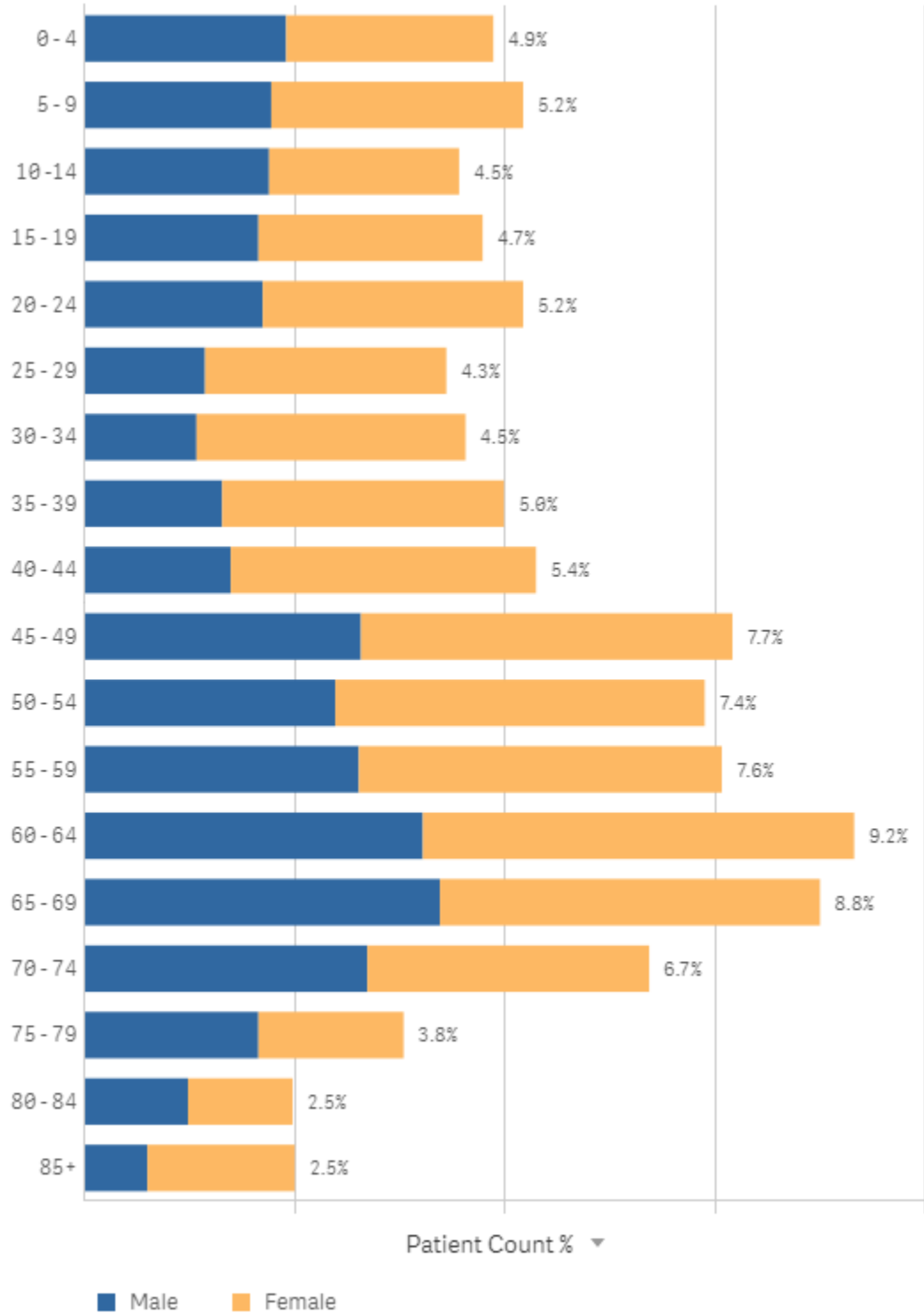


\* Currently showing a limited data set.

### Legend

Patient Color Legend	Q
approx. 255 patients and below	
approx. 1,020 patients	
approx. 2,040 patients	
approx. 3,059 patients	

## Age Profile (RACGP Active):



Practice actions	Who	Timeframe

## Demographic and Clinical data (RACGP Active)

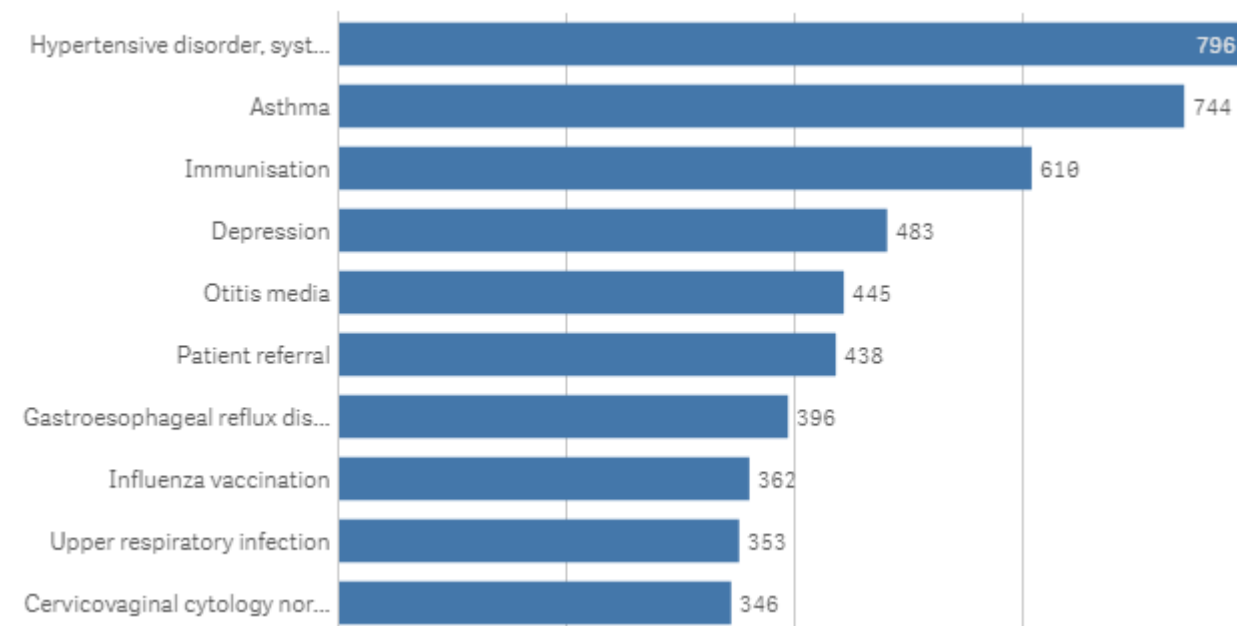
Measures Recorded	Sep 2018	EMPHN Benchmark*	Comments
Allergy Recording	99.29%	99.98%	RACGP Accreditation standards requires 90% of records have allergy recorded.
Age Recorded	100.00%	100.00%	
Ethnicity recorded	xxx	xxx	Currently not available in Zedmed RACGP Accreditation Standards require 75% of records have cultural history recorded.
Indigenous status recorded	87.99%	99.14%	
Smoking Status	97.03%	99.78%	RACGP Accreditation Standards require 75% of records have a social history recorded that includes Smoking
Alcohol Intake	91.19%	99.90%	RACGP Accreditation Standards require 75% of records have a social history recorded that includes Alcohol
Gender Recorded	100.00%	100.00%	
BMI	94.28%	99.13%	
Postcode	99.97%	100.00%	
Suburb	100.00%	100.00%	

**Note: Practices who do not have matching Clinical and Practice Management Software will not currently see this table.**

\*The benchmark values are calculated based upon the 10 practices with the highest individual recorded measure. The constituent practices for each measure will change as they don't perform consistently across all measures.

Practice actions	Who	Timeframe

## Top 10 SNOMED Diagnoses (Active Patients and Active Diagnoses)



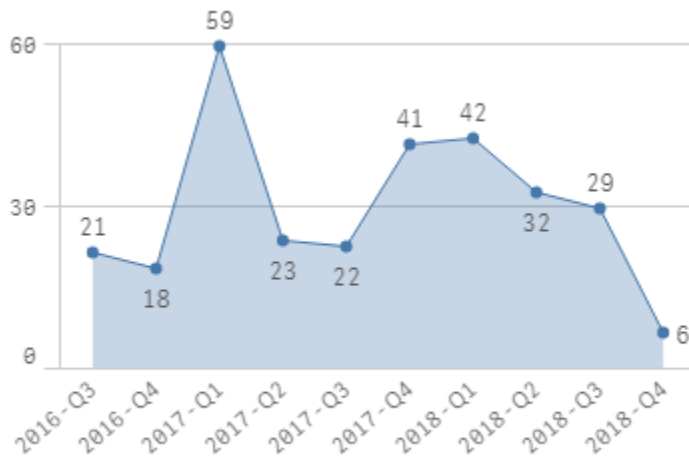
Practice actions	Who	Timeframe

## My Health Record

Total number and proportion of *Active patients* with a Shared Health Summary (SHS) uploaded (*Active Patients*)

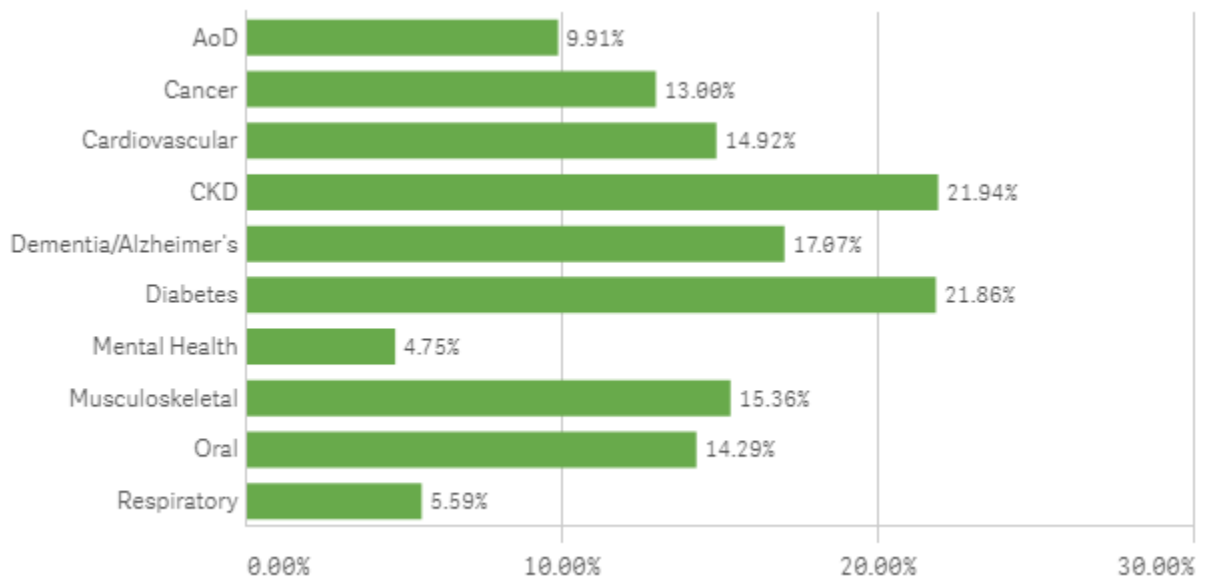
**293** SHS Uploads      **3.81%** of Clinic Patients

Uploaded SHS by provider and practice (*Active Patients*)



Provider	SHS Uploads
Practice Nurse	243
Dr A	28
Dr B	10
Dr C	4
Dr D	2
Dr E	2
Dr F	1

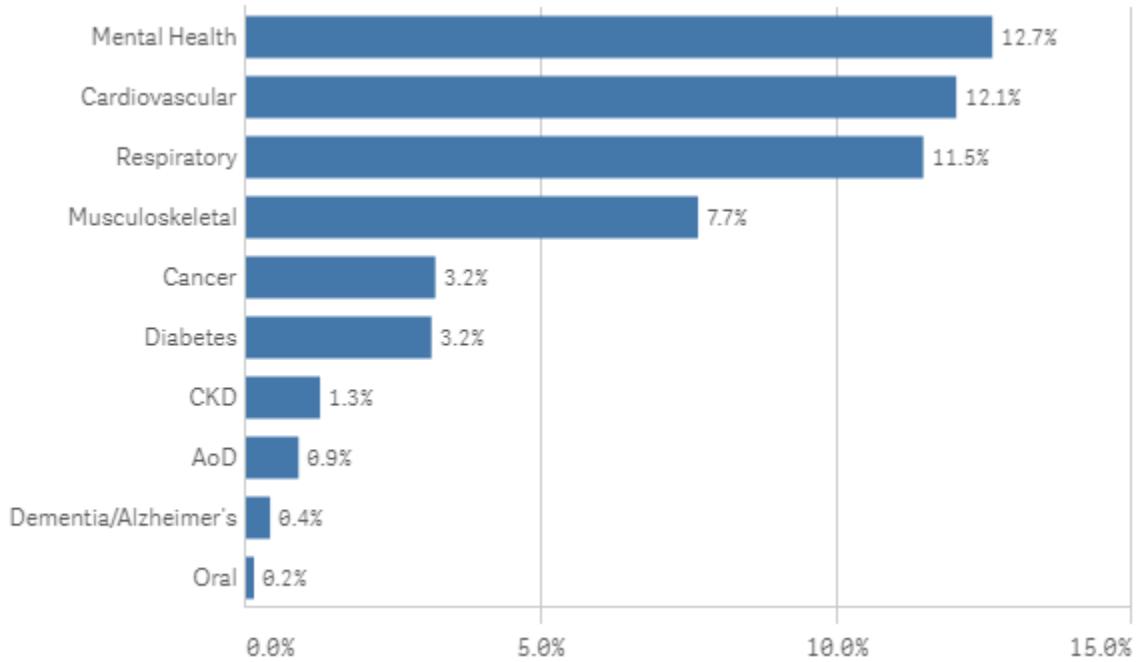
Uploaded SHS by Chronic Disease Category



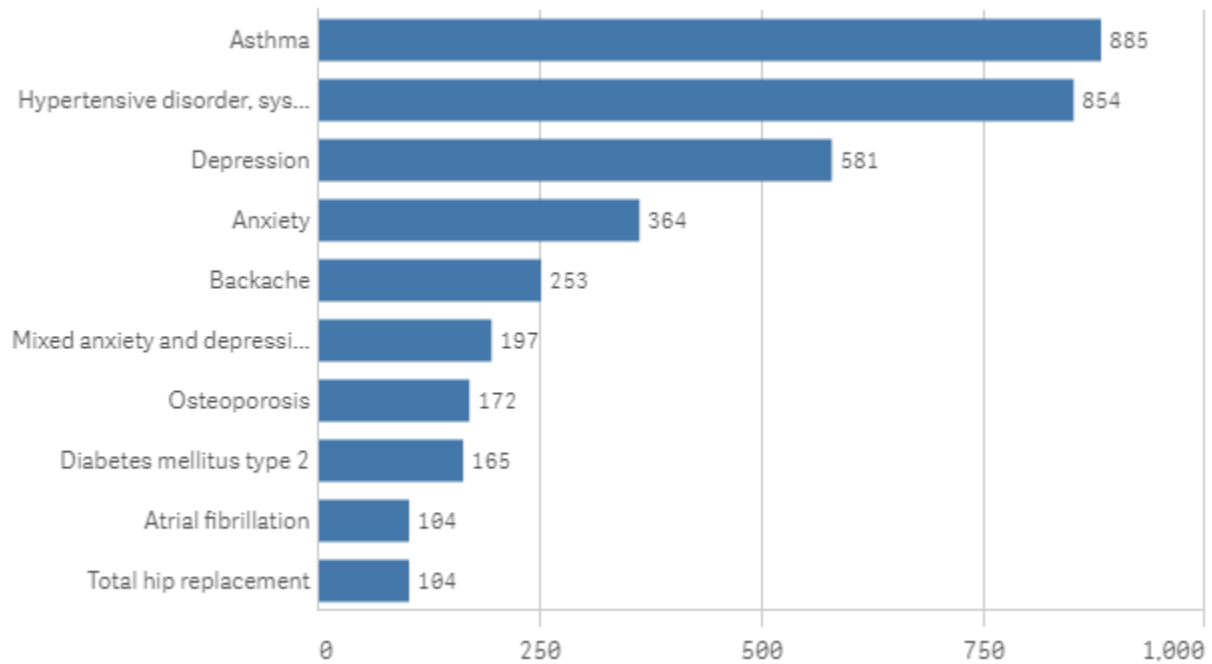
Practice actions	Who	Timeframe
Contact EMPHN for training		

# Chronic disease

## Prevalence of Chronic Conditions in your practice (Active Patients)



## Top 10 Chronic Conditions in your practice (Active Patients)



Practice actions	Who	Timeframe