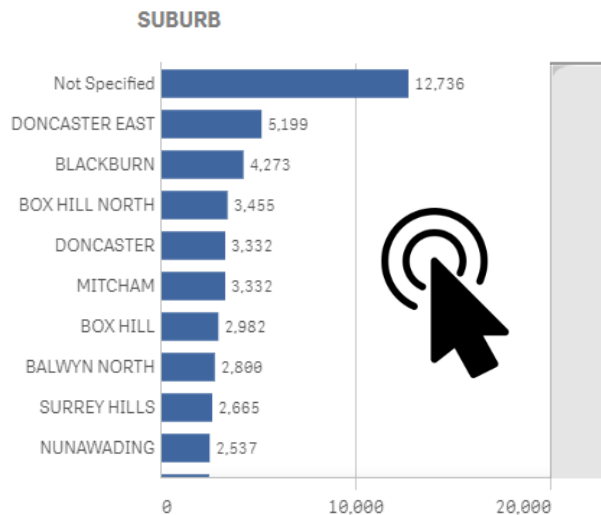


POLAR Clinic Summary

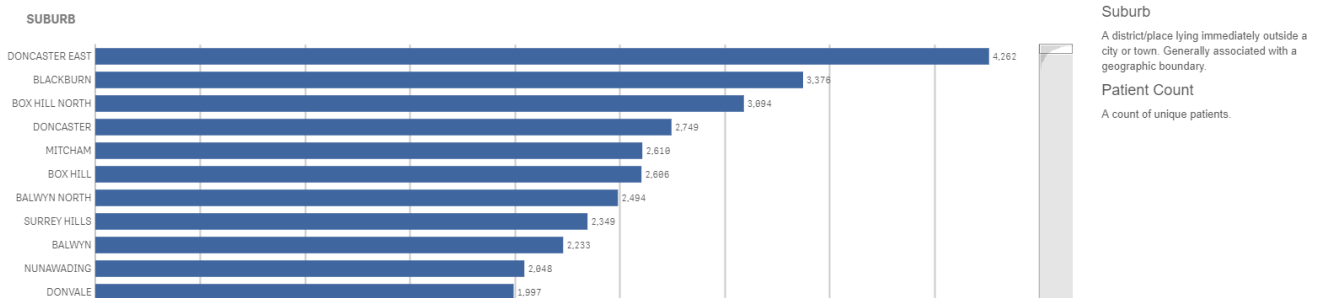
Release 5.0.0.0

New Features, Enhancements & Usability

- Full web based reporting solution accessed through the POLAR Explorer web site: <https://polarexplorer.org.au> . Reports available from any internet connected PC/workstation or mobile device within the practice.
- Visualisations can be expanded by double clicking on them. Expanding the visualisation also allows the user to review the data definitions and export the visualisation:



Export Close

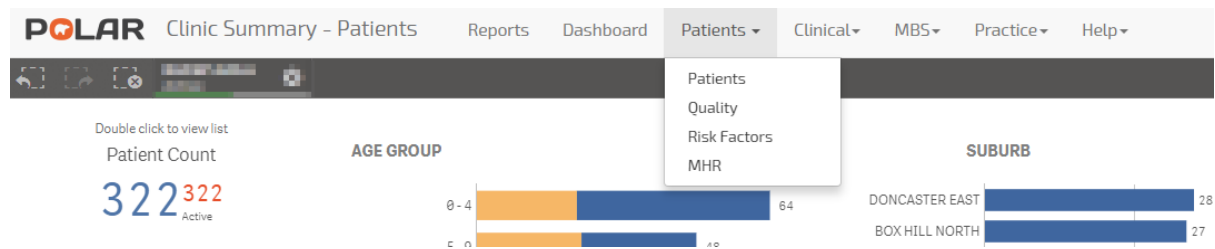


- Filters are common to each report sheet:

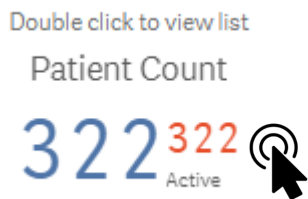
FILTERS

- Patient
- Activity
- Provider
- Diagnosis
- Medications
- Pathology
- Radiology
- Immunisation
- Service
- Cervical Screening
- My Health Record

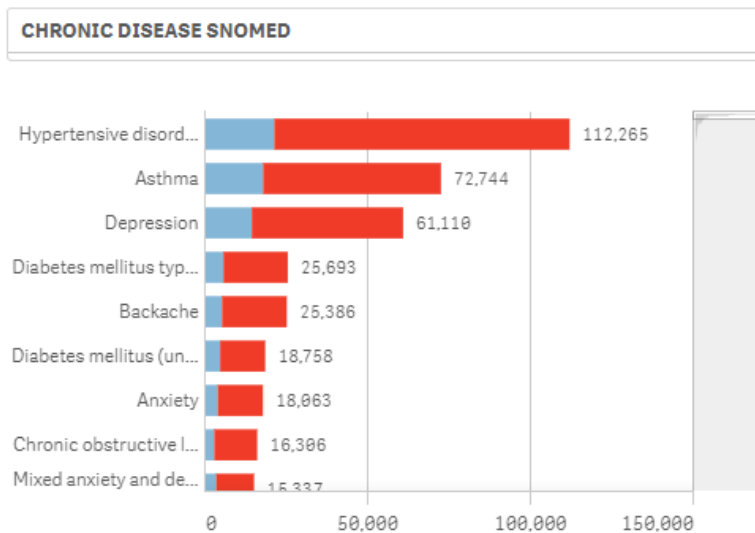
- Dropdown navigation menus have replaced sheet tiles:



- Double click functionality to access the 'Patient List' introduced back to the Patient Count metric



- Chronic Disease groupings added to the Diagnosis sheet.

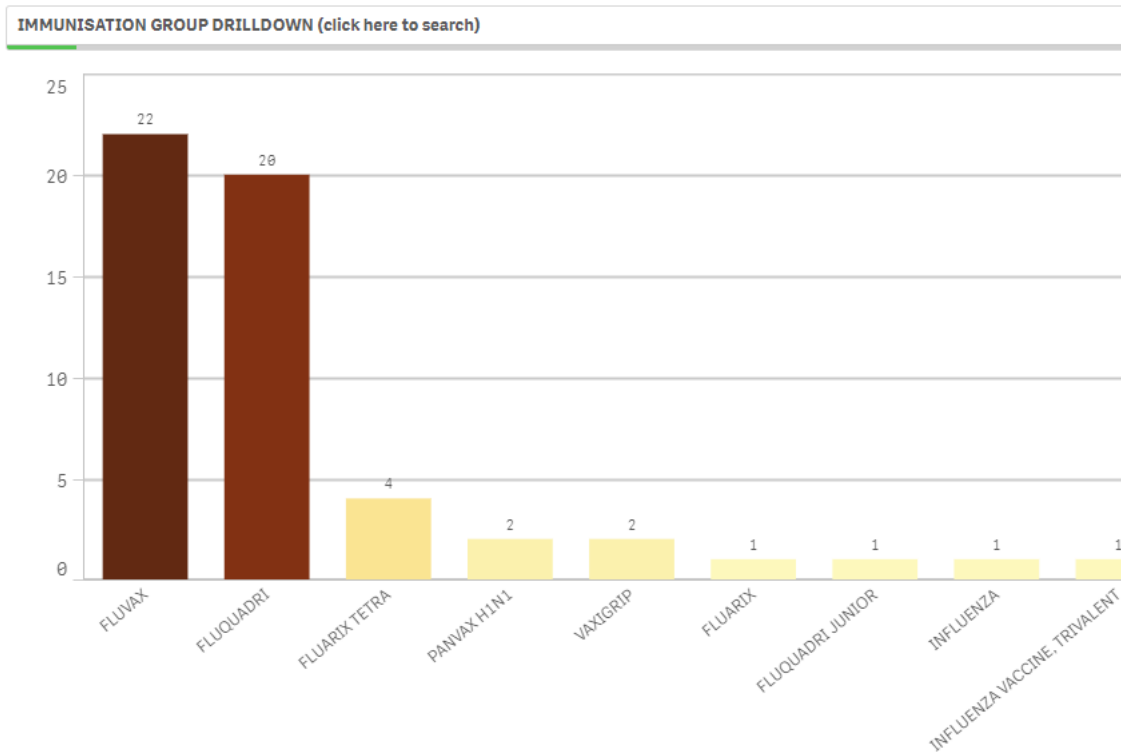
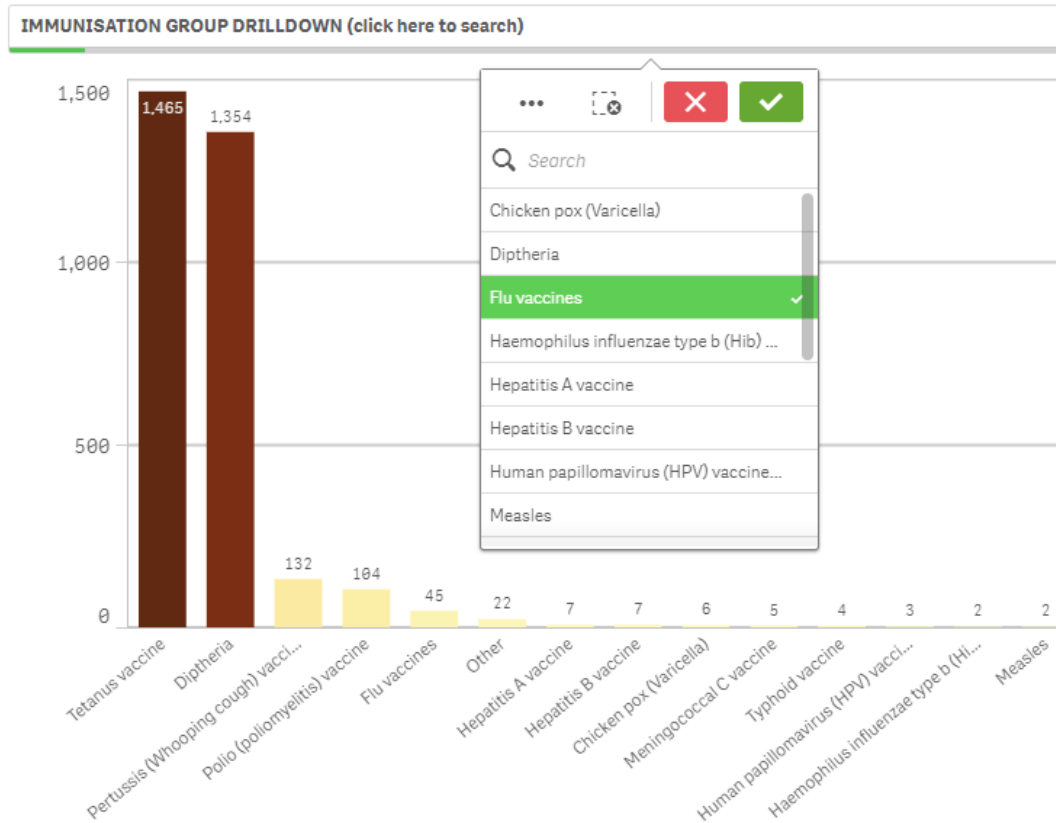


- Quality sheet – gauges have been replaced by tables.

RECORDED PATIENT DEMOGRAPHIC DATA

| Quality Param Demographics | % Recorded | Target |
|-------------------------------------|------------|--------|
| Aboriginal & Torres Strait Islander | 11.3% | 75% |
| Age | 96.7% | 75% |
| Gender | 95.7% | 75% |
| Postcode | 99.4% | 75% |
| Suburb | 97.8% | 75% |

- Extensive immunisation mapping has been added along with a drilldown option to facilitate searching.



- Count filters have been included for:
 - Activities: 'Patient Activity Count'
 - Diagnosis: 'Patient Diagnosis Count'
 - Medications: 'Patient Medication Low Count' & 'Patient Script Count'

These filters have been designed to help users identify high utilisation/complex patient cohorts: e.g. Patients with high diagnosis, medication, script or activity counts.

- Bookmark functionality incorporated into the report. Bookmarks, allow users to save favorite searches and for Outcome Health to disseminate POLAR Walkthroughs.

Patient List **Bookmarks**

zzxz

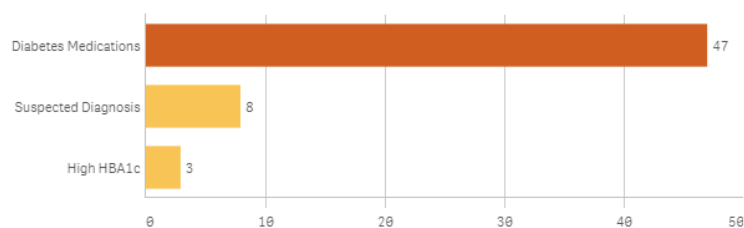
- POLAR - Diabetes Patients, No Care Plan for Over 24mths
- POLAR - Identify Missing ATSI Status Record
- POLAR - Data Quality, Smoking Status
- POLAR - Cervical Cancer Screening (Numerator)
- POLAR - Health Assessments Over 75s
- POLAR - Identify Patients that Require Bowel Cancer Screening
- POLAR - Identify Patients that Require Breast Screening
- POLAR - Diabetes Patients, No Care Plan Review for Over 6mths
- POLAR - Identify Eligible ATSI Health Assessment Patients
- POLAR - Cervical Cancer Screening (Denominator)
- POLAR - HbA1c Greater >7
- POLAR - Identify Patients Eligible for a Care Plan
- POLAR - Identify Patients Eligible for a Care Plan Review
- POLAR - No Pap Test recorded in Last 4yrs
- POLAR - Medication Management Reviews

Create Bookmark from Current Selections

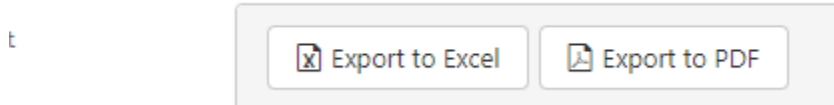
Edit Bookmarks

- The 'High Hba1c' reading on the Diabetes Quality Improvement (QI) sheet is now calculated based upon the pathology result:
 - HbA1c \geq 53 mmol/mol
 - HbA1c \geq 7%

NON DIAGNOSED DIABETES PATIENTS



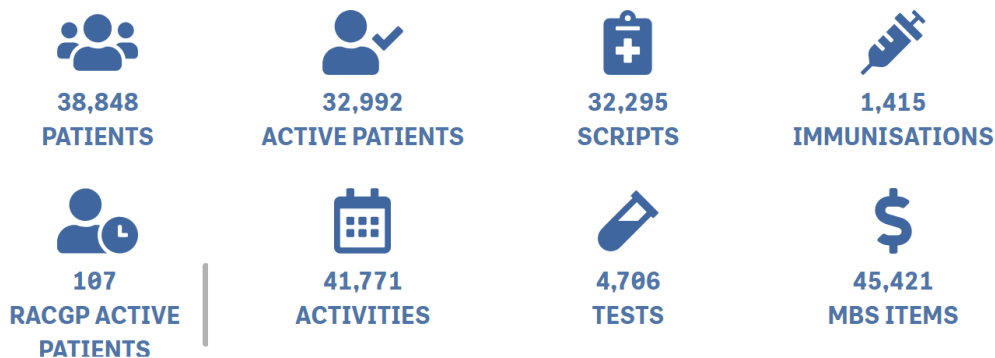
- Export buttons (Excel or PDF) have been added to the Patient List:



- Patient List loading time has been reduced.

New Pages

- New dashboard landing page, for quick reference practice metrics.



Bug Fixes

- Removed deleted patients from the report.

POLAR Clinical Indicators

Release 2.0.0.0

New Features, Enhancements & Usability

- New tab filter layout to support easier navigation of inclusion and exclusion filters.

Inclusion Filters | **Exclusion Filters**

Inclusion Filters Content
This section filters for what HAS happened to the identified patient group

Demographics & Lifestyle | Clinical Measures | **Diagnosis** | Medications | Test & Imaging

| RACGP Active | Gender | Age Band | Pension Status | Smoking Status | Alcohol Consum... | ATSI Status |
|--------------|---------------|----------|-----------------|----------------|--------------------|-----------------------------|
| Active | Female | 0 - 4 | Full DVA | Ex-Smoker | Nil | Aboriginal |
| Inactive | Male | 5 - 9 | Limited DVA | Non-Smoker | 1-14 | Aboriginal and Torres St... |
| | Not Specified | 10 - 14 | None | Not Specified | Other / Incomplete | Non Aboriginal/Torres S... |
| | | 15 - 19 | Not Specified | Smoker | Not Specified | Not Specified |
| | | 20 - 24 | Pensioner / HCC | | | Torres Strait Islander |
| | | 25 - 29 | | | | |
| | | 30 - 34 | | | | |
| | | 35 - 39 | | | | |
| | | 40 - 44 | | | | |
| | | 45 - 49 | | | | |
| | | 50 - 54 | | | | |
| | | 55 - 59 | | | | |
| | | 60 - 64 | | | | |
| | | 65 - 69 | | | | |
| | | 70 - 74 | | | | |
| | | 75 - 79 | | | | |
| | | 80 - 84 | | | | |
| | | 85+ | | | | |

Filters can be selected in multiple dropdown boxes. Filters act as an OR within a dropdown box (i.e. "SNOMED">Asthma OR COPD) and as an AND between boxes (i.e. "SNOMED" > COPD and "AND SNOMED" >Asthma). Active Diagnosis" and "Current Medication" filters only shows patients with an active diagnosis or current medication in the clinical software.

Inclusion Filters | **Exclusion Filters**

Exclusion Filters Content
This section filters for what HAS NOT happened to the identified patient group

Diagnosis | Medications | Test & Imaging | MBS Items | Immunisations

| SNOMED Text | GP Diagnosis |
|-----------------------------------|----------------------------------|
| Nausea | NAUSEA DURING PREGNANCY |
| Uveitis | UVEITIS |
| Tonsillitis | NAUSEA |
| Recurrent urinary tract infection | TONSILLITIS |
| Upper respiratory infection | UTI - RECURRENT |
| Dental abscess | URTI |
| Infection | TOOTH ABSCESS |
| Gastroenteritis | INFECTION |
| Infective pharyngitis | GASTRO INTESTINAL RECONSTRUCTION |
| Urinary tract infection | PHARYNGITIS - INFECTIVE |
| Herpes simplex | UTI (URINARY TRACT INFECTION) |
| Dog bite | HERPES SIMPLEX - ORAL INFECTION |
| Hyperemesis gravidarum | DOG BITE |
| Otitis media | HYPEREMESIS GRAVIDARUM |
| Burn | OTITIS MEDIA |
| Sinusitis | URINARY TRACT INFECTION |
| Vaginal ulcer | BURN |
| Impetigo | SINUSITIS |

New Pages

- Nil

Bug Fixes

- Nil

Release 1.1.4.2

New Features, Enhancements & Usability

- Added RACGP Active filter

New Pages

- Nil

Bug Fixes

- Fixed issue with the AND functionality not working correctly for filter sets.

BETA Release

- BETA Release of Clinical Indicators Report allows practice staff to better identify patient cohorts based on a range of clinical indicators.
- This is a BETA version for users to explore and feedback their experiences and preferences back to their PHN before a final report is released.
- Please read the information on disclaimer page before utilising this tool.